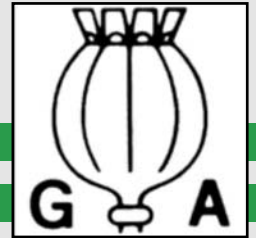


FINAL PROGRAMME



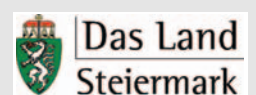
GRAZ
2007

**55th International
Congress & Annual Meeting
of the
Society for Medicinal Plant Research**

**Gesellschaft für
Arzneipflanzenforschung – GA**

**GRAZ, AUSTRIA
September 2 – 6, 2007**

www.GA2007.org



PhytoLab

Europlant

Martin Bauer

Finzelberg

Plantextrakt

Welcome

Welcome to the nature network®

MB-Holding



the nature network®

www.the-nature-network.com

INDEX

Organisation	4
Prefaces	5
Acknowledgements	10
Venues, Registration & Instructions	11
Scientific Programme	
Sunday, September 2, 2007	12
Monday, September 3, 2007	13
Tuesday, September 4, 2007	16
Wednesday, September 5, 2007	19
Workshops	
Sunday, September 2, 2007	22
Monday, September 3, 2007	25
Tuesday, September 4, 2007	27
Wednesday, September 5, 2007	28
Excursions	29
Social Programme	30
General Information	32
List of Posters	34
1. Anti-inflammatory & immunomodulatory active natural products	39
2. Natural products with antimicrobial activity	43
3. Analysis & biopharmaceutics of herbal medicinal products & herbal drugs	50
4. Medicinal plants in animal healthcare	55
5. Phytochemistry & structure elucidation of natural products	56
6. Pharmacology, toxicology & clinical studies of natural products	62
7. Other related topics	71
8. Contributions of speakers in the Young Researchers Workshop	74

ORGANISATION

Local Organising Committee

Rudolf Bauer (Chairman)
Adelheid Brantner
Franz Bucar
Wolfgang Schühly
Renate Seitz
Eva-Maria Wenzig
Karin Wölkart

Scientific Committee

Susanne Alban (Kiel)
Anna Rita Bilia (Florence)
Wolfgang Blaschek (Kiel)
Lars Bohlin (Uppsala)
Veronika Butterweck (Gainesville)
Salvador Canigueral (Barcelona)
Volker Christoffel (Neumarkt)
Chlodwig Franz (Vienna)
Dean Guo (Shanghai)
Matthias Hamburger (Basel)
Ernst Haslinger (Graz)
Andreas Hensel (Münster)
Günther Heubl (Munich)
Raimo Hiltunen (Helsinki)
Peter Houghton (London)

Organising Assistants

Kerstin Käfer
Marlene Monschein
Rosemaria Schober

Zdenka Kalodjera (Zagreb)
Brigitte Kopp (Vienna)
Wolfgang Kreis (Erlangen)
Marie-Aleth Lacaille-Dubois (Dijon)
Adolf Nahrstedt (Münster)
Szabolcs Nyiredy (Budapest) †
Luc Pieters (Antwerp)
Leandros Skaltsounis (Athens)
Hermann Stuppner (Innsbruck)
Aurelia Tubaro (Trieste)
Franco F. Vincieri (Florence)
Arnold J. Vlietinck (Antwerp)
Heikki Vuorela (Helsinki)
Hildebert Wagner (Munich)

Patronage

Dr. Johannes Hahn, Federal Minister of Science and Research
Mag. Franz Voves, Governor of Styria
Mag. Siegfried Nagl, Mayor of Graz
Univ.-Prof. Dr. Alfred Gutschelhofer, Rector of Karl-Franzens-University Graz

Scientific Items

Prof. Dr. Rudolf Bauer
Institute of Pharmaceutical Sciences
Department of Pharmacognosy
Karl-Franzens-University Graz
Universitätsplatz 4
8010 Graz, Austria
Tel.: +43 / 316 / 380 8700
Fax: +43 / 316 / 380 9860
rudolf.bauer@uni-graz.at

Organising Secretariat

SEMAGO GmbH
Firmianstr. 3
5020 Salzburg, Austria
Tel.: +43 / 662 / 82 68 78
Fax: +43 / 662 / 82 68 78 4
congress@semaco.co.at

PREFACE



Dear Participants,

It is a great honour that the Society for Medicinal Plant Research (GA) has endowed us with the organisation of its 55th Annual Meeting and International Congress 2007. After 1982, when Prof. Kartnig was organising the GA congress, it is the second time that Graz is hosting this prestigious event. It will be held at the Karl-Franzens-University and in the Convention Center of Graz.

We are very happy that our congress has been accepted so well and that so many scientists from all over the world dealing with medicinal plant research will gather 2007 in Graz in order to exchange and discuss results, strategies and visions. In total, 654 posters, 34 short lectures, 9 key note lectures and 9 plenary lectures will be presented. In addition, eight workshops will be held on specific topics. We feel very much honoured that Prof. Dr. H.R.H. Princess Chulabhorn Mahidol has accepted to give the opening lecture of the congress.

The main topics of the congress will be anti-inflammatory and immunomodulatory active natural products, natural products with antimicrobial activity, analysis and biopharmaceutics of herbal medicinal products, traditional herbal medicinal products, and medicinal plants in animal healthcare. In addition, many scientific contributions of other topics related to medicinal plant research have been accepted. We expect an intensive exchange of ideas and stimulating discussions and hope that Graz will offer the best possible platform for that.

Many colleagues have contributed in the preparation and the organisation of this congress. I especially want to thank the local organising committee, the scientific committee, and in particular the team from the Department of Pharmacognosy, Institute of Pharmaceutical Sciences, for their engagement. SEMACO is highly acknowledged for the work in the congress secretariat. I want to thank Thieme Publishers for printing the abstracts in *Planta Medica*, and all sponsors, including the Ministry of Science and Research, the state of Styria, the city of Graz, and the Karl-Franzens-University Graz for their contributions which allowed a proper organization of the congress.

As the Chairman of the congress and as the President of GA,
I wish all participants a fruitful congress and a nice stay in Graz,

A handwritten signature in blue ink that reads "R. Bauer".

Prof. Dr. Rudolf Bauer
Chairman of GrAz 2007
President of GA

PREFACE



Dear Ladies and Gentlemen,

The Austrian Ministry for Science and Research highly appreciates that the Society for Medicinal Plant Research is organising its 2007 annual meeting in Graz, Austria, since Austria has a very long tradition in this area of science.

It was in Vienna, 200 years ago, where the term "pharmacognosy" has been created. And also today, there are strong research groups in pharmacognosy working in Vienna, Graz and Innsbruck, which have recently formed the Herbal Medicinal Products Platform Austria. Therefore, it is certainly very stimulating that the world's leading experts in medicinal plant research are meeting this year in Graz.

Natural products play an important role in drug discovery: still ca. 60 % of new drugs are directly or indirectly derived from nature. But also herbal medicinal products still play an important role in daily healthcare worldwide and need to be researched in order to demonstrate their quality, efficacy and safety.

The congress will certainly contribute to an intensive international exchange of information in these research fields, especially on new trends and new findings.

In this sense, I would like to wish all organizers and participants a successful conference.

Dr. Johannes Hahn
Austrian Federal Minister for Science and Research

PREFACE



Welcome address of Mag. Franz Voves, Governor of Styria

For more than half a century, the Society for Medicinal Plant Research has dedicated itself to exploring this field and gaining new knowledge. The Society's goal of fostering research is achieved, inter alia, by its annual congresses, which gather leading scientists and experts in medicinal plant research from all over the world.

For the 55th Annual Meeting, Graz has been chosen as a venue. The capital city of Graz and the province of Styria have a long tradition in this area themselves – for example at the Department of Botany, which is part of the Landesmuseum Joanneum – thus providing an appropriate setting for the almost 1000 participants from more than 70 countries.

At the Annual Meeting, the latest research findings on natural substances will be presented. The topics will range from the search for medicinal agents, herbal medicinal products and food supplements to herbal feed additives and animal healthcare products. Experts of international reputation from the USA to China will share their knowledge. It will be a particular honor to welcome HRH, Prof. Dr. Chulabhorn Mahidol from Bangkok, Princess of Thailand, and a qualified scientist in medicinal plant research herself, who will deliver the opening lecture.

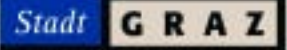
I thank Prof. Dr. Rudolf Bauer from the Institute of Pharmaceutical Sciences at Karl-Franzens University Graz, President of the Society for Medicinal Plant Research, and his team for their commitment and tremendous efforts which are required to organise an international congress of this size.

I extend a most cordial welcome to all participants and wish you scientifically rewarding days and a pleasant stay in Styria and in Graz.

A handwritten signature in blue ink that reads 'Franz Voves'. The signature is written in a cursive, flowing style.

Franz Voves
Governor of Styria

PREFACE



Dear Conference Guests!
Dear Ladies and Gentlemen!

A cordial welcome to Graz! The Styrian capital is a traditional location for education and science. With its five universities, Austria's largest centre of universities of applied sciences and a number of private education facilities, Graz' good reputation reaches far beyond the borders of Austria.

However, Graz is also a congress city and therefore I am especially delighted that you have chosen our city as the venue for your 55th international annual conference.

During your stay here you will learn a lot of new information and exchange views with colleagues from all over the world. But I also hope that you will get to know Graz, experience our hospitality, and that you will be thrilled by the mix of historic and modern architecture. The Cultural Capital Year 2003 is also present in 2007 and the city's Mediterranean charm is well-known. Let Graz inspire you!

Yours sincerely,

Siegfried Nagl
Mayor of Graz, the capital of the Province of Styria

PREFACE



Ladies and Gentlemen,

the battle against diseases and the search for new drugs are crucial concerns of mankind. The scientists of the University of Graz meet these social challenges excellently, find answers to the prevailing questions of our time and thus bear the necessary responsibility.

The international annual meeting of the Society for Medicinal Plant Research is a brilliant example for a well-working platform between science, economy and society. Hundreds of researchers present new findings and discuss the latest developments in the field of medicinal plant research.

The University of Graz thus once more fulfills its traditional function as a bridge and will serve as an established platform for a fruitful interchange – a role which all participants can benefit from. Moreover, the linking-up strengthens the scientific activities in Styria and leads them to international standards.

I wish all participants a prosperous meeting!


Univ.-Prof. Dr. Alfred Gutschelhofer,
Rector of the Karl-Franzens-University Graz

ACKNOWLEDGEMENTS

The Organising Committee wants to express its gratitude to the following companies and institutions for financial support of the 55th International Congress and Annual Meeting of the Society for Medicinal Plant Research:



Agilent Technologies
Schweiz AG, Basel, Switzerland



Apomedica Pharmazeutische
Produkte GmbH, Graz, Austria



Austroplant Arzneimittel GmbH,
Dr Peinther KG, Wien, Austria



Bioforce AG, Roggwil,
Switzerland



Biomin GmbH,
Herzogenburg, Austria



Bionorica AG
Neumarkt/Opf., Germany



Bruker Biospin AG
Faellanden, Switzerland



CAMAG
MuttENZ, Switzerland



Elsevier GmbH
Muenchen, Germany



Finzelberg GmbH&Co.KG
Andernach, Germany



Genevac Ltd
Ipswich, UK



Herba Chemosan
Herb Gesundheit ist unser Weg
Herba Chemosan Apotheker AG
Wien, Austria



INDENA S.p.A.
Milano, Italy



MCM Klosterfrau Vertriebs-
ges.mbH, Koeln, Germany



Mag. Pharm. R. Kottas-
Heldenberg und Sohn Drogen-
handel Ges.mbH, Wien, Austria



Lactan Vertrieb Ges.mbH u.
Co. KG Chemikalien und
Laborgeraete, Graz, Austria



LGC Promochem GmbH
Wesel, Germany



Madaus Gesellschaft m.b.H
Wien, Austria



Master Lin TCM GmbH
Wien, Austria



NOVARTIS Institutes for
BioMedical Research
Cambridge, MA, USA



Phytolab GmbH & Co. KG
Vestenbergsreuth, Germany



Schaper & Brummer
GmbH & Co. KG
Salzgitter, Germany



Dr. Willmar Schwabe
GmbH & Co. KG
Karlsruhe, Germany



Shimadzu Handels-
gesellschaft mbH
Korneuburg, Austria



Spectronex GmbH
Thermo Fisher Scientific
Wien, Austria



Steigerwald
Arzneimittelwerk GmbH
Darmstadt, Germany



Taylor & Francis
Oxon, UK



Georg Thieme Verlag KG
Stuttgart, Germany



John Wiley & Sons, Ltd
Chichester, UK



Max Zeller und Soehne AG
Romanshorn, Switzerland

VENUES, REGISTRATION & INSTRUCTIONS

Congress Venues

Convention Center Graz (Grazer Congress)
Albrechtgasse 1 (Entrance: Sparkassenplatz)
8010 Graz, Austria
www.grazercongress.co.at

Karl-Franzens-University Graz
Universitätsplatz 3
8010 Graz, Austria
www.uni-graz.at

Registration and information desk opening hours:

Sunday, Sept. 2, 2007	09:00-20:00 at University of Graz, Main Building
Monday, Sept. 3, 2007	08:00-18:00 at Convention Center Graz
Tuesday, Sept. 4, 2007	09:00-18:00 at Convention Center Graz
Wednesday, Sept. 5, 2007	09:00-17:00 at Convention Center Graz

Instructions for...

... oral contributions

The duration of a plenary lecture is 45 min, of keynote lectures 25 min plus 5 min for discussion, and of short lectures 10 min plus 5 min for discussion.

For oral presentations the following equipment is available: PC, beamer, overhead. Please bring the ppt-file of your presentation to the Speaker Room at the latest at the morning of the day you have to give your lecture. No own laptops are allowed.

Please contact the Speaker Room as soon as possible if you need a slide projector or overhead projector.

... poster contributions

Participants are responsible for mounting their posters and removing them. The organisers will provide the equipment needed. Posters should be mounted in the morning of Sept. 3 and will be exhibited during the whole congress.

Presenting authors should be present at their poster during the poster session indicated in the programme (page 39 ff)

- Posters with white-labelled numbers: **P000** Poster Session A (Sept. 3, 14:45-16:00)
- Posters with grey-labelled numbers: **P000** Poster Session B (Sept. 4, 14:45-16:00)
- Posters with green-labelled numbers: **P000** Poster Session C (Sept. 5, 14:45-16:15)

... poster awards

A public vote for the posters with best scientific value and layout will be organised. From the 10 mostly voted posters a jury will select the three posters to be awarded.

... congress dinner

The congress fee of full-paying delegates includes the congress dinner. There is no refund for unused congress dinner tickets. However, if you will not attend the congress dinner, you are cordially invited to return your ticket to the registration desk in order to allow students to participate free of charge.

Students who want to receive a congress dinner ticket can sign up in a waiting list at the registration desk. The tickets will be distributed to students at the registration desk according to the waiting list on Wednesday, Sept. 5, 2007, at 12:00.

SCIENTIFIC PROGRAMME

Sunday, September 2, 2007

09:00-20:00 Karl-Franzens-University Graz, Main Building, 1st Floor

Registration

12:00-12:30 Karl-Franzens-University Graz, Universitätspl. 6, HS06.01

Workshop: How to write and to submit a manuscript for *Planta Medica*

L. Pieters, Editor-in-Chief of *Planta Medica*

13:00-17:00 Karl-Franzens-University Graz, Universitätspl. 6, HS06.01

Workshop for Young Researchers

Chairs: A. Hensel, A.R. Bilia; Co-Chairs: A. Deters, M. Keusgen, W. Schühly, E.M. Wenzig
(Programme: p. 23)

13:00-17:00 Karl-Franzens-University Graz, Main Building, HS01.15

Workshop WS1

(Permanent Committee on Regulatory Affairs on Herbal Medicinal Products)

Importance of HMPC community monographs and community list entries for the marketing authorisation and registration of herbal medicinal products in Europe

Chair: A. J. Vlietinck, S. Alban
(Programme: p. 25)

18:00-20:00 Karl-Franzens-University Graz, Main Building, Aula

Get-together party

Snacks and drinks will be served

SCIENTIFIC PROGRAMME

Monday, September 3, 2007

08:00-18:00 Convention Center Graz

Registration

09:00-10:00 Convention Center Graz, Stefaniensaal

Opening Ceremony

Chair: R. Bauer

Music performance

Trio Triorität (Chien-Ching Kuo, Stefanie Waegner, Chia-Tyan Yang)

Welcome Addresses

- Univ.-Prof. Dr. Rudolf Bauer, President of the Society for Medicinal Plant Research and Chair of the Organising Committee
- Univ.-Prof. Dr. Alfred Gutschelhofer, Rector of Karl-Franzens-University Graz
- Mag. Siegfried Nagl, Mayor of the city of Graz
- Mag. Franz Voves, Governor of Styria
- Dr. Johannes Hahn, Federal Minister of Science and Research

Music performance

10:00-10:45 Convention Center Graz, Stefaniensaal

Opening Lecture PL001

Chair: R. Bauer

Prof. Dr. H.R.H. Princess Chulabhorn Mahidol

President, Chulabhorn Research Institute, Bangkok, Thailand

Bioactive Natural Products: A journey of a Thai scientist

10:45-11:15 Convention Center Graz

Coffee break

11:15-12:00 Convention Center Graz, Stefaniensaal

GA Awards

Chair: B. Kopp

Announcement of GA Travel Grants

T. Schmidt

Egon Stahl Award ceremony and lecture

12:00-14:00

Lunch Break

SCIENTIFIC PROGRAMME

Monday, September 3, 2007

12:30-14:00 Convention Center Graz, Stefaniensaal

Workshop WS2

Permanent Committee on Manufacturing and Quality Control of Herbal Remedies

Pharmacokinetics of herbal medicinal products – useful or not?

Chair: B. Meier (Programme: p. 26)

12:30-14:00 Convention Center Graz, Kammermusiksaal

Workshop WS5

Nasal innate and adaptive immune responses and their influence by herbal preparations

Chair: P. Stierna (Programme: p. 27)

14:00-14:45 Convention Center Graz, Stefaniensaal

Plenary Lecture PL002

Chair: W. Blaschek

P. A. Cox

Jackson Hole, Wyoming, USA

Biodiversity and the search for new medicines

14:45-16:00 Convention Center Graz

Poster session A

Presentation of posters with white-labelled numbers

Beverages and snacks will be available during the Poster Session

16:00-18:00 Convention Center Graz, Stefaniensaal

Drug discovery from natural products

Keynote Lectures KL001-KL002 and Short Lectures SL001-SL004

Chair: V. Dirsch, A. Tubaro

16:00 **Emerging strategies to enhance the competitiveness of natural products in drug discovery (KL001)**

Wang Y

16:30 **Natural product discovery via chemical genetics in zebrafish (KL002)**

Crawford AD, Breyne A, Oosterlynck J, Maes J, Dewaele M, Ruzzene M, Kamuhabwa AR, Nshimo CM, Mbwambo ZH

17:00 **Dual protective compounds from “vasoactive” Chinese herbs (SL001)**

Li H, Steinkamp-Fenske K, Bollinger L, Yao Y, Xu H, Bauer R, Förstermann U

SCIENTIFIC PROGRAMME

Monday, September 3, 2007

- 17:15 **HPLC-based activity profiling of plant and fungal extracts for GABA A receptor ligands using a functional assay with *Xenopus oocytes*** (SL002)
Kim HJ, Khom S, Baburin I, Hering S, Hamburger M
- 17:30 ***In vitro* and *in vivo* antifibrotic effects of triptolide on rats** (SL003)
Chong L-W, Huang Y-T
- 17:45 **From molecular diagnostics to molecular targeted therapy with natural product small molecule inhibitors in oral squamous cell carcinoma** (SL004)
Konkimalla VB, Suhas VL, Chandra NR, Gebhart E, Efferth T

16:00-18:00 Convention Center Graz, Kammermusiksaal

Phytochemistry and bioactive natural products

Keynote Lecture KL003 and Short Lectures SL005-SL010

Chair: P.A. Cox, Y. Ye

- 16:00 **Chemopreventive effects of a Brazilian traditional medicinal plant, *Tabebuia avellanedae*, on *in vitro* and *in vivo* carcinogenesis systems** (KL003)
Tokuda H, Iida A
- 16:30 **Ethnopharmacological survey of Chazuta valley (Peruvian Amazon): a potential source for anti-inflammatory herbal drugs** (SL005)
Sanz-Biset J, Campos de la Cruz J, Epiqui n Rivera MA, Ca nigueral S
- 16:45 ***Nyctanthes arbor-tristis* L. – Spectrum of its bioactivity potential** (SL006)
Banerjee A, Poddar A, Ghanta S, Chakraborty A, Chattopadhyay S
- 17:00 **Chemical composition and free radical scavenging activity of saffron** (SL007)
Baser KHC, Kosar M, Demirci B, Kara I
- 17:15 **Sulphur pyrroles from *Allium* subgenus *Melanocrommyum* – a new class of pigments** (SL008)
Keusgen M, Vogt A, Jedelsk  J, Reinscheid U
- 17:30 **Elucidating the chemistry of floral resins from *Clusia valerioi* Standl. (Clusiaceae)** (SL009)
Crockett SL, Kunert O, Bauer R
- 17:45 **Induction of apoptosis through reactive oxygen species mediated inhibition of topoisomerase II by plumbagin from *Drosera*** (SL010)
Kawiak A, Piosik J, Gwizdek-Wisniewska A, Stasi jc G, Bigda J, Lojkowska E

19:00-21:00 Grand Hall of the “Old University”

Reception

Hosted by the Governor of Styria and the Mayor of Graz in the Grand Hall of the “Old University”, Hofgasse 14 (ticket required)

SCIENTIFIC PROGRAMME

Tuesday, September 4, 2007

08:30-10:00

Convention Center Graz, Stefaniensaal

Plenary Lectures PL003 and PL004

Chair: H. Stuppner

08:30 **S. Gibbons**

London, U.K.

Phytochemicals for bacterial resistance - strengths, weaknesses and opportunities (PL003)

09:15 **L. Maes**

Antwerp, Belgium

Natural products with antimicrobial activity: from figures to facts (PL004)

10:00-10:30

Convention Center Graz

Coffee break

10:30-12:00

Convention Center Graz, Stefaniensaal

Natural products with antimicrobial activity

Keynote Lecture KL004 and Short Lectures SL011-SL014

Chair: S. Gibbons, F. Bucar

10:30 **Antimicrobial activity of some lichen substances (KL004)**

Manojlovic N, Gritsanapan W, Milosev M, Manojlovic I

11:00 **2 β -Acetoxyferruginol - a new antibacterial abietane diterpene from *Prumnopitys andina* (SL011)**

Smith E, Gibbons S

11:15 **Antimicrobial activity of Angocin® Anti-Infekt N, a combination of nasturtium (*Tropaeoli majoris herba*) and horseradish (*Armoraciae rusticanae radix*) (SL012)**

Conrad A, Kolberg T, Richter H, Engels I, Frank U

11:30 **The first marine natural products from *Agelas oroides* inhibiting the FabI enzymes from *Plasmodium falciparum*, *Mycobacterium tuberculosis* and *Escherichia coli* (SL013)**

Tasdemir D, Topaloglu B, Perozzo R, Brun R, O'Neill R, Carballeira NM, Zhang X, Tonge P, Rüedi P

11:45 **The possible interaction between an edible insect and five antibacterial kaempferol methyl ethers isolated from *Dodonaea viscosa* Jacq. var. *angustifolia* (Sapindaceae) leaf extracts (SL014)**

Eloff JN, Teffo LS, Toms RB, Aderogba AM

SCIENTIFIC PROGRAMME

Tuesday, September 4, 2007

10:30-12:00

Convention Center Graz, Kammermusiksaal

Analysis and pharmacology of natural products

Keynote Lecture KL005 and Short Lectures SL015-SL018

Chair: M. Hamburger, M.A. Lacaille-Dubois

10:30 **Hyphenated NMR techniques and NMR-based metabolomics in studies of medicinal plants** (KL005)

Jaroszewski JW

11:00 **An improved HPLC/MS method for the analysis of escins in Common Horse-chestnut (*Aesculus hippocastanum*)** (SL015)

Perrone P, Schaneberg B

11:15 **New bioactive metabolites isolated from the endophytic fungus *Stemphylium globuliferum* isolated from *Mentha pulegium* growing in Morocco** (SL016)

Debbab A, Edrada RA, Wray V, Müller WEG, Hakiki A, Mosaddak M, Proksch P, Ebel R

11:30 **Isolation, chemical transformations, and antiproliferative activity against human cancer cell lines of abietane diterpenes from two Mexican *Salvia* species** (SL017)

Córdova I, Padrón JM, Andrés LS, Delgadillo J

11:45 **Willow bark extract (BNO 1455) and its fractions promote apoptosis in human lung cancer cells irrespective of their basal level of COX-2, p53 and Bcl-2 genes** (SL018)

Hostanska K, Jürgenliemk G, Nahrstedt A, Abel G, Saller R

12:00-14:00

Lunch Break

12:30-14:00

Convention Center Graz, Stefaniensaal

Workshop WS3

(Permanent Committee on Biological and Pharmacological Activity of Natural Products)

Models for testing addictive behaviour

Chair: H. Winterhoff (Programme: p. 28)

12:30-14:00

Convention Center Graz, Kammermusiksaal

Workshop WS6

State of the art in clinical and preclinical studies with EPs® 7630 (Umckaloabo®)

Chair: H. Kolodziej (Programme: p. 28)

SCIENTIFIC PROGRAMME

Tuesday, September 4, 2007

14:00-14:45

Convention Center Graz, Stefaniensaal

Plenary Lecture PL005

Chair: B. Kopp

Ch. Franz

Vienna, Austria

Functional plant products in veterinary medicine and animal nutrition

14:45-16:00

Convention Center Graz

Poster session B

Presentation of posters with grey-labelled numbers

Beverages and snacks will be available during the Poster Session

16:00-17:30

Convention Center Graz, Stefaniensaal

Safety and efficacy of herbal drugs

Keynote Lecture KL007 and Short Lectures SL023-SL026

Chair: R. Della Loggia, A. Hensel

16:00 **Exploring mechanisms of grapefruit juice drug interactions and its potential toxicity (KL007)**

Butterweck V, Zdrojewski I, De Castro WV, Derendorf H

16:30 **Assessment of hepatotoxicity for regulatory affairs (SL023)**

Tegtmeier M, Siegers CP

16:45 **Coumarin derivatives from plant extracts - margin of exposure (SL024)**

Schulze J

17:00 **Different methods to investigate plant extracts in regard to their physiological activity on human skin cells: an overview (SL025)**

Deters AM

17:15 **Measurement of synergistic effects of a phytopharmaceutical by microarray-analysis (SL026)**

Ulrich-Merzenich G, Jobst D, Zeitler H, Müller J, Vetter H

SCIENTIFIC PROGRAMME

Tuesday, September 4, 2007

16:00-17:30

Convention Center Graz, Kammermusiksaal

Drug discovery and natural products in animal healthcare

Keynote Lecture KL006 and Short Lectures SL019-SL022

Chair: Ch. Franz, J. Zentek

16:00 **The impact of natural products on drug discovery in the pharmaceutical industry** (KL006)

David B

16:30 ***In vitro* antiprotozoal activity of organic waste materials against *Cryptosporidium parvum*** (SL019)

Teichmann K, Klimitsch A, Schatzmayr G, Hadacek F, Joachim A

16:45 **The need of *in vivo* experiments to validate the effects noticed *in vitro* of certain plant extracts against *Histomonas meleagridis*, *Tetratrichomonas gallinarum* and *Blastocystis sp.*** (SL020)

Grabensteiner E, Liebhart D, Arshad N, Hess M

17:00 **Effect of extracts of carrot waste on gut microflora** (SL021)

Stella S, Tedesco D

17:15 **Ethnoveterinary plants with antiviral activity against feline herpesvirus type 1** (SL022)

McGaw LJ, Bagla VP, Eloff JN

17:30-19:30

Convention Center Graz, Kammermusiksaal

GA Members Meeting

20:00-21:00

Cathedral (Dom)

Organ Concert

Univ.-Prof. Dr. Johann Trummer, University of Music and Dramatic Arts, Graz

SCIENTIFIC PROGRAMME

Wednesday, September 5, 2007

08:30-10:00

Convention Center Graz, Stefaniensaal

Plenary Lectures PL006 and PL007

Chair: H. Wagner

08:30 **O. Ullrich**

Zürich, Switzerland

Immune surveillance of the central nervous system in health and disease - therapeutic intervention by natural products (PL006)

09:15 **V. Dirsch**

Vienna, Austria

Natural products and chronic inflammatory vascular processes (PL007)

10:00-10:30

Convention Center Graz

Coffee break

10:30-12:00

Convention Center Graz, Stefaniensaal

Clinical studies with herbal medicinal products

Keynote Lecture KL009 and Short Lectures SL031-SL034

Chair: S. Cañigueral, A. Vlietinck

10:30 **Quality and safety should go hand in hand to monitor herbal products: examples from Chinese medicinal materials (CMM) (KL009)**

Chan K, Leung, KSY, Lu G-H

11:00 **Clinical efficacy of Phytodolor under special consideration of double-blind trials and their meta-analysis (SL031)**

Gundermann K-J

11:15 **Rhodiola SHR-5 extract and the treatment of depression (SL032)**

Darbinyan V, Aslanyan G, Amroyan E, Gabrielyan, Malmstrom C, Panossian A

11:30 **CNS dopamine agonistic action of the *Vitex agnus-castus* extract Ze 440 in freely moving, chronically instrumented animals (SL033)**

Brattström A, Dimpfel W, Koetter U, Käufeler R

11:45 **Flavonoids from chokeberry fruits (*Aronia melanocarpa*) reduce oxidative stress and inflammation in patients with coronary artery disease treated with statins (SL034)**

Naruszewicz M, Dluzniewski M

SCIENTIFIC PROGRAMME

Wednesday, September 5, 2007

10:30-12:00

Convention Center Graz, Kammermusiksaal

Drug discovery from natural products

Keynote Lecture KL008 and Short Lectures SL027-SL030

Chair: S. Alban, O. Ullrich

- 10:30 **Evaluation of anti-inflammatory activity and identification of bioactive compounds from *Vitex negundo* L., *Cardiospermum halicacabum* L. and *Tridax procumbens* L.** (KL008)
Jachak SM, Selvam C, Srivastava A, Ahuja V
- 11:00 **Investigations on the main neolignan constituent methylhonokiol of *Magnolia grandiflora* as a new anti-inflammatory lead compound** (SL027)
Schühly W, Hübner A, Wenzig EM, Kunert O, Haslinger E, Bauer R
- 11:15 **Evaluation of the activity profile of the sulfated polysaccharides extracted from the red alga *Delesseria sanguinea* (Hudson) Lamouroux** (SL028)
Groth I, Alban S
- 11:30 **Investigations on the mechanisms of action of 4-methylepigallocatechin in the guinea-pig ileum** (SL029)
Marçal RM, Rocha MB, Souza FVM, Estevam CS, Pizza C, Sant'ana AEG
- 11:45 ***In vivo* and *in vitro* evidence for antidiabetic activity of *Desmodium gangeticum*** (SL030)
Govindarajan R, Houghton PJ, Asare-Anane H, Persaud S, Jones P

12:00-14:00

Lunch Break

12:30-14:00

Convention Center Graz, Stefaniensaal

Workshop WS4

Permanent committee on breeding and cultivation of medicinal plants

Identification and authentication of plant starting materials

Chair: Ch. Franz, (Programme: p. 29)

12:30-14:00

Convention Center Graz, Kammermusiksaal

Workshop WS7

Echinacea: Update on current research

Chair: R. Bauer, (Programme: p. 29)

SCIENTIFIC PROGRAMME

Wednesday, September 5, 2007

14:00-14:45

Convention Center Graz, Stefaniensaal

Plenary Lecture PL008

Chair: L. Skaltsounis

Y. Ye

Shanghai, China

Structures and bioactivity of alkaloids from *Stemona*

14:45-16:15

Convention Center Graz

Poster session C

Presentation of posters with green-labelled numbers

Beverages and snacks will be available during the Poster Session

16:15-17:00

Convention Center Graz, Stefaniensaal

Plenary Lecture PL009

Chair: R. Hiltunen

N. J. Sucher

Sydney, Australia

Chips and Qi: microchip-based authentication of traditional Chinese medicinal plants

17:00-17:30

Convention Center Graz, Stefaniensaal

Closing Ceremony

Poster Awards

20:00

Seifenfabrik, Angergasse 41

Congress Dinner

- Shuttle busses to the venue will depart at 19:15 h
- Meeting point for shuttle busses: Andreas Hofer Platz (see map on p. 34)
- Return to the city center by shuttle bus will be possible from 23:00-24:00

WORKSHOPS

Sunday, September 2, 2007

12:00-12:30 Karl-Franzens-University Graz, Universitätspl. 6, HS06.01

Workshop: How to write and to submit a manuscript for *Planta Medica*

L. Pieters, Editor-in-Chief of *Planta Medica*

13:00-17:00 Karl-Franzens-University Graz, Universitätspl. 6, HS06.01

Workshop for Young Researchers

Chair: A. Hensel, A.R. Bilia

Co-Chair: A. Deters, M. Keusgen, W. Schühly, E. M. Wenzig

The workshop is restricted to diploma and PhD students and serves as an opportunity for them to give an oral presentation and to discuss special issues, problems and unclear results related to their work. The presentations (10 min) will be commented upon by experienced panelists and time for general discussion will be provided. The workshop will serve as a forum to share methodologies and knowledge of instruments, as well as means of expanding personal knowledge and to expand the own studies by acquiring ideas in a constructive and diverse environment. The best three presentations will be selected and awarded with the Young Researchers Prize. A young researcher will also be selected and awarded for the most valuable involvement in the discussion.

Registration for this workshop is necessary for all participants.

Programme

13:00 **Welcome** (A. R. Bilia and A. Hensel)

Section I: Phytochemistry and analytical problems

- 13:10 **Mohn T**, University of Basel, Switzerland
Extraction and analysis of non-derivatized glucosinolates in plant extracts - a validated PLE/LC-MS protocol (YRW001)
- 13:25 **Kulshrestha R**, Ranbaxy Laboratories Ltd, India
Determination of aflatoxins in herbal drugs by post-column fluorescence enhancement in reverse phase liquid chromatographic method (YRW002)
- 13:40 **Hermann A**, University of Münster, Germany
Comparative isolation and structural investigations of polysaccharides from *Boswellia serrata* ROXB. and *Boswellia carteri* BIRDW. (YRW003)
- 13:55 **Lourens ACU**, University of KwaZulu-Natal, South Africa
Isolation and characterisation of guaianolides from *Helichrysum montanum* and *H. splendidum* (YRW004)
- 14:10 **Break**
- 14:25 **Payn DN**, Southern Cross University, Australia
Optimisation of a fluorimetric assay for the screening of potential α -glucosidase inhibitors in coloured plant extracts and foods (YRW005)

WORKSHOPS

Sunday, September 2, 2007

Section II: Pharmacology and Plant Physiology

- 14:40 **Dietz B**, University of Illinois of Chicago, U.S.A.
Chemopreventive activity of *Angelica sinensis* root extracts and its alkylphthalides (YRW006)
- 14:55 **Jedelska J**, University of Marburg, Germany
Bioactivity and cysteine sulphoxides of some wild *Allium* species from Central Asia (YRW007)
- 15:10 **Schilder Y**, University of Vienna, Austria
Pro-senescent effect of resveratrol in human endothelial cells is associated with S-phase arrest and increased ROS production (YRW008)
- 15:25 **Coffee Break**
- 15:55 **Schwaiberger AV**, University of Vienna, Austria
Selective inhibition of platelet-derived growth factor-induced signaling cascades by indirubin-3'-monoxime (YRW009)
- 16:10 **Akindede AJ**, University of Lagos, Nigeria
Effects of *Byrsocarpus coccineus* (Connaraceae) extract on the central nervous system (CNS) (YRW010)
- 16:25 **Schinkovitz A**, University of Illinois of Chicago, U.S.A.
The stability of Z-ligustilide and its relevance for the biological evaluation of *Angelica* botanicals (YRW011)
- 16:55 **Klaes M**, University of Münster, Germany
Changes in the lignan pattern of flax (*Linum usitatissimum* L.) in the course of plant development (YRW012)

Acknowledgements: The Workshop is supported by Bionorica AG, Neumarkt (Germany).

WORKSHOPS

Sunday, September 2, 2007

13:00-17:00

Karl-Franzens-University Graz, Main Building, HS01.15

Workshop WS1

Permanent Committee on Regulatory Affairs on Herbal Medicinal Products

Importance of HMPC community monographs and community list entries for the marketing authorisation and registration of herbal medicinal products in Europe

Chair: A. J. Vlietinck, S. Alban

Panelists: K. Keller, H. Pittner, B. Steinhoff, B. Roether, P. Coppens

Programme

13:00 **Introduction** (Vlietinck AJ)

13:05 **Keller K**, Chair, Committee on Herbal Medicinal Products (HMPC), European Medicines Agency (EMA)
European regulator's perspective on implementation

13:30 **Pittner H**, Chair, HMPC Working Party on Community Monographs and Community List (MLWP), HMPC, AGES PharmMed, Austria
National regulator's perspective on implementation

13:55 **Steinhoff B**, Co-Chairperson of the Scientific Committee of the European Scientific Cooperative on Phytotherapy (ESCOP), Member of the Association of the European Self-Medication Industry (AESGP)
Phytotherapeutical association's perspective on implementation

14:20 **Coffee Break**

14:50 **Roether B**, Department Drug Regulatory Affairs, Bionorica AG, Germany
Viewpoint of the pharmaceutical industry

15:10 **Coppens P**, Secretary-General, European Botanical Forum (EBF)
Viewpoint of the producers of food supplements

15:30 **Panel discussion**
Will the community monographs and list entries of the HMPC be helpful for a successful application to a regulatory authority?

16:50 **Conclusions** (Alban S, Vlietinck AJ)

WORKSHOPS

Monday, September 3, 2007

12:30-14:00

Convention Center Graz, Stefaniensaal

Workshop WS2

Permanent Committee on Manufacturing and Quality Control of Herbal Remedies

Pharmacokinetics of herbal medicinal products – useful or not?

Chair: B. Meier,

Panelists: R. Länger, F. Lang, K. Wölkart

Programme

Länger R, AGES PharmMed, LCM Herb, Vienna, Austria

View of the national competent authority of Austria (AGES PharmMed)

Wölkart K, Institute of Pharmaceutical Sciences, University of Graz, Austria

Pharmacokinetics of different *Echinacea purpurea* Moench and *Ginkgo biloba* L. preparations

Lang F, Dr. Willmar Schwabe Pharmaceuticals, Karlsruhe, Germany

Biopharmaceutical characterisation of HMPs - Some aspects from the (researching) industry

WORKSHOPS

Monday, September 3, 2007

12:30-14:00

Convention Center Graz, Kammermusiksaal

Workshop WS 5

Nasal innate and adaptive immune responses and their influence by herbal preparations

(Sponsored by Bionorica AG)

Chair: P. Stierna

Panelists: I. Szelenyi, A. Gessner, S. Maune, A. Pahl, O. F. Melnikov

Programme

Introduction

Szelenyi I, Institute of Experimental and Clinical Pharmacology, Friedrich-Alexander-University Erlangen, Germany

Overview of the immune response

Gessner A, Institute of Microbiology, Medical Microbiology, Immunology and Hygiene, Friedrich-Alexander-University Erlangen, Germany

Modulation of TLR signalling pathways in pursuit of therapy

Maune S, Department of Otorhinolaryngology, Head and Neck Surgery, Municipal Hospital of Cologne, Germany

Antimicrobial activity and medical plant extracts: relevance for sinusitis

Pahl A, Institute of Experimental and Clinical Pharmacology, Friedrich-Alexander-University Erlangen, Germany

Immune functions of nasal epithelial cells and their modulation by herbal extracts

Melnikov OF, Zabolotny DI, Institute of Otolaryngology of Medical Sciences of Ukraine, Kiev, Ukraine

Immunomodulating properties of Tonsilgon® N

WORKSHOPS

Tuesday, September 4, 2007

12:30-14:00

Convention Center Graz, Stefaniensaal

Workshop WS3

Permanent Committee on Biological and Pharmacological Activity of Natural Products

Models for testing addictive behaviour

Chair: H. Winterhoff

Panelists: H. Winterhoff, P. Bäckström

Programme

Doetkoette R, Winterhoff H

Institute for Pharmacology and Toxicology, Münster, Germany

**Alcohol and nicotine preference, alcohol and nicotine deprivation effect;
Test systems and results with desoxypeganine**

Bäckström P, National Public Health Institute, Department of Mental Health
and Alcohol Research, Helsinki, Finland

Operant animal models of drug-seeking behavior

12:30-14:00

Convention Center Graz, Kammermusiksaal

Workshop WS6

State of the art in clinical and preclinical studies with EPs® 7630 (Umckaloabo®)
(Sponsored by Dr. Willmar Schwabe GmbH & Co. KG)

Chair: H. Kolodziej

Panelists: A. Conrad, W. Kamin, K. Schötz, C. Thäle

Programme

Germer S, Hauer H, Erdelmeier C, Schötz K

Dr. Willmar Schwabe Pharmaceuticals, Karlsruhe, Germany

A detailed view on the constituents of EPs® 7630

Thäle C, Kiderlen AF, Kolodziej H

Institute of Pharmacy - Pharmaceutical Biology, Freie Universität Berlin

Anti-infective mode of action of EPs® 7630 at the molecular level

Conrad A, Engels I, Frank U

Institute of Environmental Medicine and Hospital Epidermology,
University Medical Center Freiburg, Germany

**Extract of *Pelargonium sidoides* (EPs® 7630) displays anti-infective properties by
enhanced phagocytosis and differential modulation of host-bacteria interactions**

Kamin W

Children's Hospital, University of Mainz, Germany

***Pelargonium sidoides* extract EPs® 7630 in the treatment of respiratory tract
infections in children and adults - an overview of recent results**

WORKSHOPS

Wednesday, September 5, 2007

12:30-14:00

Convention Center Graz, Stefaniensaal

Workshop WS4

Permanent Committee on Breeding and Cultivation of Medicinal Plants

Identification and authentication of plant starting materials

Chair: Ch. Franz

Panelists: B. Klier, E. Reich, J. Nowak

Programme

Klier B, Phytolab GmbH & Co. KG, Vestenbergsgreuth, Germany

Current problems with the identification of herbal drugs

Reich E, CAMAG-Laboratories, Muttenz, Switzerland

HPTLC for identification and quality control of medicinal plants

Novak J, Institute of Applied Botany and Pharmacognosy,

University of Veterinary Medicine Vienna, Austria

DNA based identification and authentication of medicinal plants and extracts

12:30-14:00

Convention Center Graz, Kammermusiksaal

Workshop WS7

Echinacea: Update on current research (Sponsored by Bioforce AG)

Chair: R. Bauer

Panelists: K. Wölkart, J. Hudson, J. Gertsch, M. Heinrich

Programme

Bauer R, Institute of Pharmaceutical Sciences, Department of Pharmacognosy,

Karl Franzens-University Graz, Austria

Introduction

Wölkart K, Institute of Pharmaceutical Sciences, Department of Pharmacognosy,

Karl Franzens-University Graz, Austria

Echinacea for preventing and treating the common cold

Hudson J, Department of Pathology & Laboratory Medicine,

University of British Columbia, Vancouver; Canada

Anti-bacterial properties of Echinacea extracts

Gertsch J, Institute of Pharmaceutical Sciences, ETH Zurich, Zurich, Switzerland

The contribution of alkylamides to the overall effect of Echinacea

Heinrich M, Centre for Pharmacognosy and Phytotherapy,

The School of Pharmacy University of London, London, United Kingdom

CYP inhibitory action of Echinacea preparations differs widely, but is it clinically relevant?

Discussion

EXCURSIONS

Thursday, September 6, 2007

- The buses of all excursions depart at 8:00 a.m. sharp.
- Meeting point for buses: Burgring (see map on p. 34)
- Expected return to Graz: 17:00

All excursions include an English speaking guide, bus transfer, entrance tickets and lunch.

In case of insufficient booking, the organisers are free to cancel the excursions (full refund at the registration desk) or to offer an alternative excursion.

1. Excursion to the Styrian Alps: Alpine plants in their habitat

The excursion features some aspects of the flora of the Styrian Alps. We will visit typical mountain plants at an elevation of around 1500 m. For this excursion, sturdy shoes and weather protection are absolutely necessary.

2. Excursion to Western Styria: Plants, culture and wine

This excursion leads to the hills and the wine-growing area of Western Styria. The trip will include visits of cultural sites (Castle of Stainz - hunting museum, church), a guided tour through the agricultural field station of Styria at Wies, and a wine tasting.

3. Visiting monastery culture and other highlights in Eastern Styria: Spirit and spirits

The trip to Eastern Styria gives occasion to experience the famous church culture (Vorau, Pöllau) in the region as well as to visit an oil mill where one of the most famous products of Styria, the pumpkin seed oil, is produced.

SOCIAL PROGRAMME

Get-together Party – September 2, 2007, 19:00-21:00

The Get-Together Party takes place in the Aula of Karl-Franzens-University Graz (Main building, Universitätsplatz 3).

Snacks and drinks will be served. Registration is necessary.

Reception – September 3, 2007, 19:00-21:00

The Reception is hosted by the Governor of Styria and the Mayor of Graz and will take place in the Grand Hall of the “Old University” (Hofgasse 14). Snacks and drinks will be served. Registration is necessary. Only a limited number of tickets is available.

Organ Concert – September 4, 2007, 20:00-21:00

The organ concert takes place in the Cathedral of Graz. The concert will be given by Univ.-Prof. Dr. Johann Trummer, who is professor at the University of Music and Dramatic Arts in Graz.

Congress Dinner – September 5, 2007, 20:00

The venue of the Congress Dinner is the so-called “Seifenfabrik” (Angergasse 41-43), an ancient soap factory which has been built in 1872, and which is nowadays used as a convention center.

The dinner will be organised as a Styrian Evening, with local food, folklore and music. Shuttle busses to and from the venue will be provided.

- Departure: 19:15, meeting point Andreas Hofer Platz (see map on p. 34)
- Return to the city: 23:00-24:00

The congress fee of full-paying delegates includes participation in the congress dinner. There is no refund for unused congress dinner tickets. If you are not attending the congress dinner, you are cordially requested to return your ticket to the registration desk in order to allow students to participate free of charge.

Student fees do not include participation in the congress dinner. Congress dinner tickets can be purchased separately or students can sign up for free returned tickets at the registration desk after arrival in Graz.

SOCIAL PROGRAMME

Optional Tours

All tours include an English speaking guide, bus transfer and entrance tickets. The price per person is calculated on a minimum of 20 participants. In case of insufficient booking, the organisers are free to cancel the tours (full refund at the registration desk) or to offer an alternative tour. On September 2 the tours will be departing from the front of Karl-Franzens-University, on September 4 from the front of the Convention Center Graz.

Piber Lipizzaner stud farm - September 2, 2007, 9:00 - 13:00

The tour is not just worthwhile for horse-lovers but also for anyone interested in seeing more of lovely Western Styria landscape. We'll be "galloping" off by coach to Piber Lipizzaner stud farm and the exquisite little church of Bärnbach, redesigned by the famous artist Friedensreich Hundertwasser.

Guided tour through the historical centre of Graz - September 2, 2007, 15:00 - 18:00

During the guided city tour, you will see the most attractive areas and historical sites of the capital of Styria and visit the famous armour museum called "Zeughaus". This displays a collection of ca. 32.000 weapons from the 16th through to the 18th century and gives an impressive demonstration of historical Austrian weaponry.

Graz city tour - September 4, 2007, 9:00 - 12:00

After an entertaining walk accompanied by music through the city centre, your guide will take you to the Landesmuseum Joanneum (natural science collections) and afterwards to the gothic cathedral which was built by Emperor Friedrich III from 1438 onward as a city parish and court church.

Graz on prescription - September 4, 2007, 15:00 - 18:00

A tour with a look into some old pharmacies and their history. Hear about surgeons and quacks, pills and tinctures, dragon blood and "viper string" – poison and medicine.

Further excursions will be organized by the ISEO 2007 congress on Friday September 7, and on Saturday September 8, 2007.

Information and booking at the registration desk.

GENERAL INFORMATION

Language

The official language of the congress will be English.

Communication

Computers with internet access will be provided at the registration area. WLAN is available free of charge at the Convention Center Graz. Please connect to "GA2007"

Please Note

The congress organisers cannot be held responsible for any loss, theft, damage or injury to any person or property during the congress, whatever the cause may be. The liability of persons and enterprises providing means of transportation or other services, however, remains unaffected. The customer takes part in all tours and trips at his own risk.

Application for GA membership

Use the application form to be found attached to the flyer in the congress bag or under: www.ga-online.org and give it, mail it or fax it to the GA Secretary:

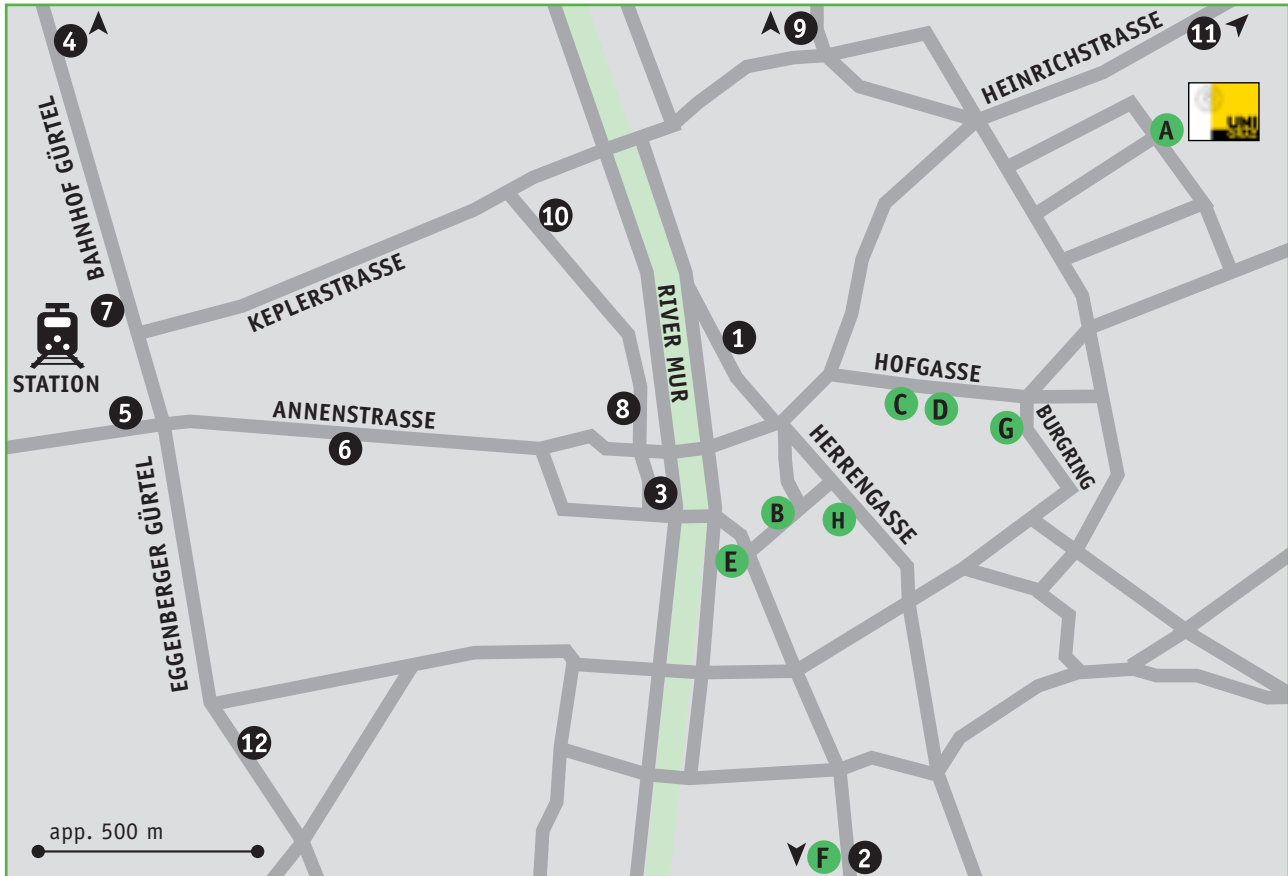
Dr. Renate Seitz
Gesellschaft für Arzneipflanzenforschung
Emmeringer Str. 11, 82275 Emmering, Germany
Tel. and Fax: +49 / 8141 / 613749
e-mail: GA-Secretary@ga-online.org

During the congress, membership fees can be paid at the GA treasurer's desk (close to the registration desk) on Sunday, Sept. 2 (13:00-18:00), Monday, Sept. 3, (8:00-13:00) and Tuesday, Sept. 4 (9:00-12:00).

Annual membership fees:

- 40 Euro for regular members
- 20 Euro for students, and for members from Africa (exception: South Africa); America (exception: Canada, USA); Asia (exception: Israel, Japan, Jordan, Saudi Arabia, South Korea, Taiwan, Turkey, United Arabian Emirates); Europe (exception: EU Countries, Croatia, Iceland, Norway, Switzerland).
- 250 Euro for supporting members (companies)

LOCAL MAP



Main Locations

- (A) Karl-Franzens-University
- (B) Convention Center Graz
- (C) Old University (Reception)
- (D) Cathedral / Dom (Organ Concert)
- (E) Shuttle bus to Congress Dinner
- (F) Seifenfabrik (Congress Dinner)
- (G) Burgring (Bus departure for excursions)

Graz tourist information (H)

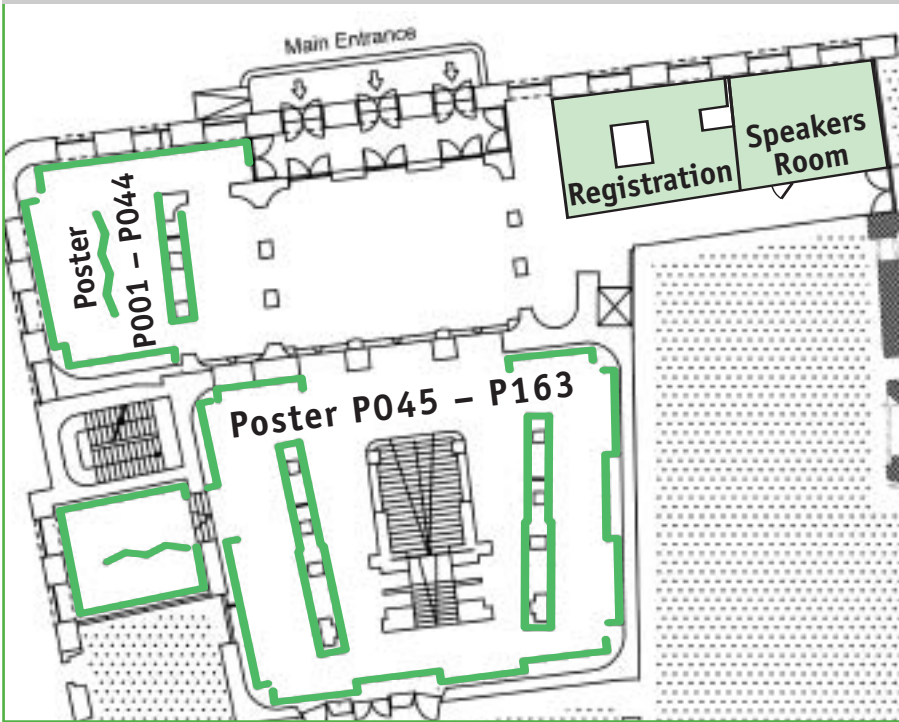
Graz-Information
 Herrengasse 16
 8010 Graz
 Tel. +43-316-8075-0
 E-mail: info@graztourismus.at

Hotels

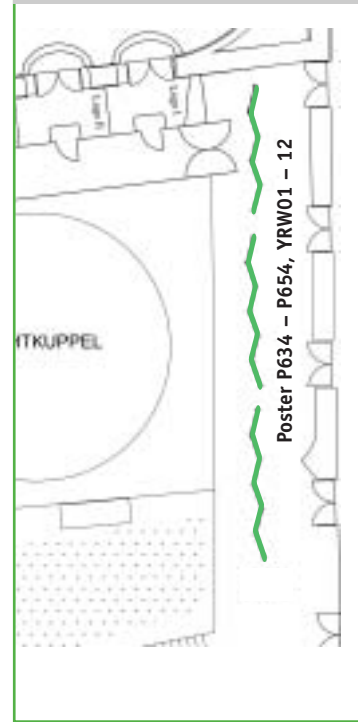
- (1) Schlossberghotel
- (2) Augartenhotel
- (3) Das Weitzer
- (4) Bokan exclusiv
- (5) Daniel
- (6) Drei Raben
- (7) Ibis Graz
- (8) Mariahilf
- (9) Alter Telegraph
- (10) Feichtinger
- (11) Academia
- (12) Jugend & Familien Gästehaus

LECTURE HALLS & POSTER AREAS

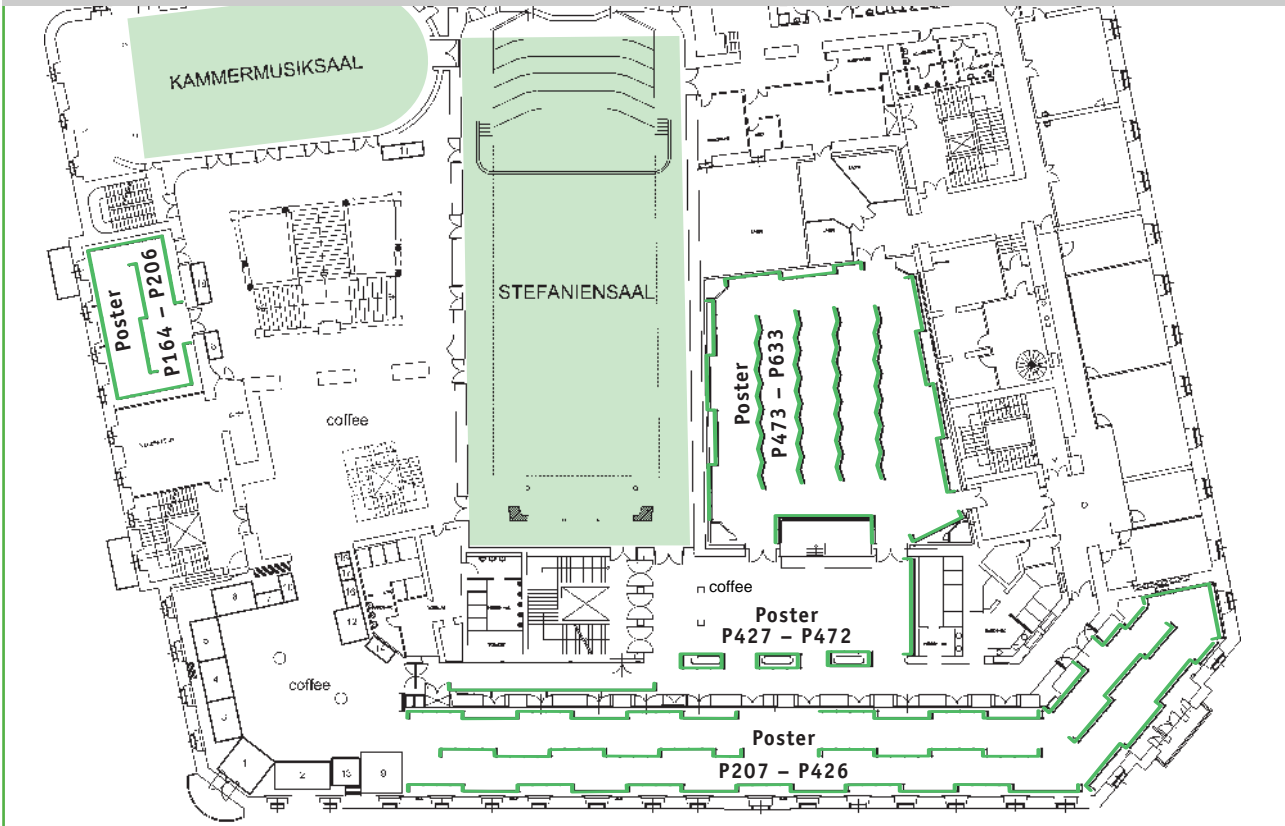
Convention Center Graz – Ground Floor



2nd Floor

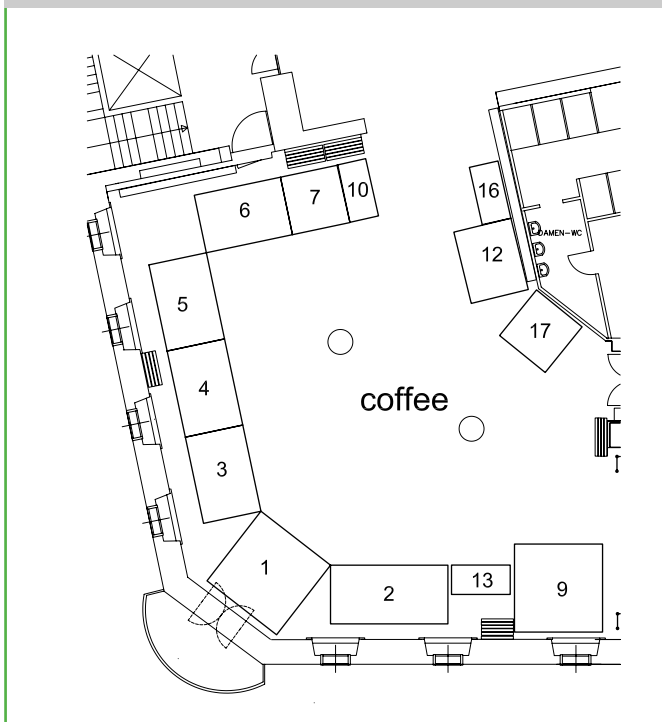


Convention Center Graz – 1st Floor



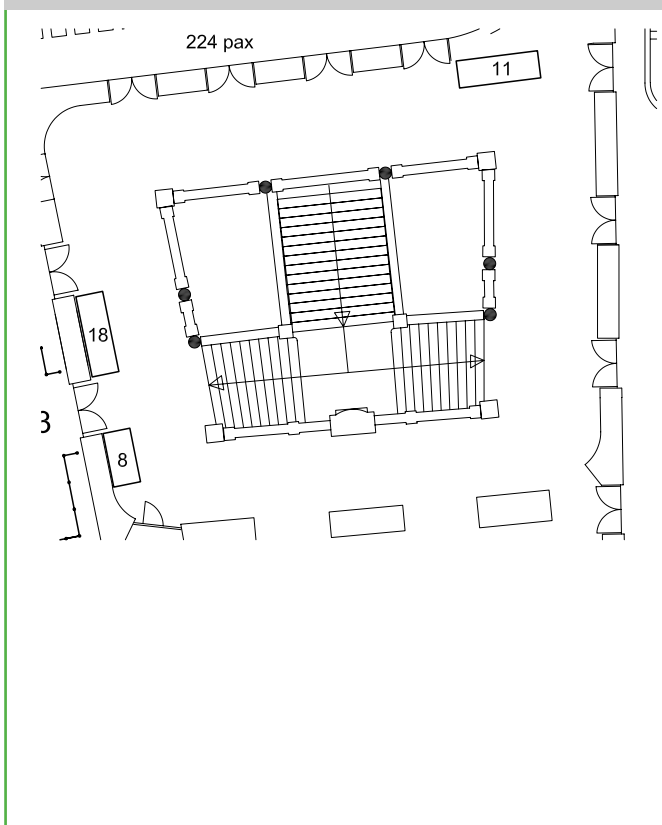
EXHIBITORS AREA

Convention Center Graz – 1st Floor



- 1 CAMAG
- 2 Austroplant Arzneimittel GmbH
- 3 Bruker-Biospin AG
- 4 LGC Promochem GmbH
- 5 Agilent Technologies Schweiz AG
- 6 Madaus GmbH Austria
- 7 Genevac Ltd
- 8 Elsevier Deutschland
- 9 Phytolab GmbH & Co. KG
- 10 Spectronex GmbH
Thermo Fisher Scientific
- 11 Taylor & Francis
- 12 Shimadzu Handelsgesellschaft mbH
- 13 Austroplant Arzneimittel
GmbH & Peithner KG
- 16 Mag. Pharm. R. Kottas-Heldenberg
und Sohn Drogenhandel GmbH
- 17 John Wiley & Sons
- 18 Georg Thieme Verlag KG

Convention Center Graz – 1st Floor



Fachkurzinfos: Dr. Böhm Johanniskraut 425 mg Kapseln

Dr. Böhm Johanniskraut 425 mg Kapseln

Zusammensetzung: 1 Kapsel enthält 425,0 mg Trockenextrakt aus Johanniskraut, entsprechend 750 - 1300 µg Gesamthypericinderivate. Verhältnis getrocknete Pflanze zu Extrakt 3,5 – 6,0 zu 1, Auszugsmittel: Ethanol 60% (m/m).

Weitere Bestandteile: Calciumhydrogenphosphat-Dihydrat, hochdisperses Siliciumdioxid, Lactose-Monohydrat, Talkum, Cellulosepulver, Magnesiumstearat, Titandioxid E 171, Eisenoxide E 172, Chlorophyllin-Kupfer-Komplex E 141, Natriumdodecylsulfat.

Anwendungsgebiete: Psychovegetative Störungen, Verstimmungszustände, Niedergeschlagenheit, nervöse Unruhe, Angst.

Gegenanzeigen: Überempfindlichkeit gegen einen der Bestandteile. Kinder unter 12 Jahren.

Hersteller und Zulassungsinhaber: Apomedica Pharmazeutische Produkte GmbH., Graz.: Rezeptfrei, apothekenpflichtig. Weitere Informationen sind der Austria-Codex-Fachinformation zu entnehmen.



Über Wirkung und mögliche unerwünschte Wirkungen informieren Gebrauchsinformation, Arzt oder Apotheker.



In der Apotheke erhältlich.

Iberogast® Und Magenweh ist Geschichte.

- Wirkt schnell und zuverlässig bei Magen- und Darmbeschwerden
- Mit rein pflanzlichen Wirkstoffen
- In zahlreichen wissenschaftlichen Studien klinisch getestet

Mehr Abwehrkraft in Grippezeiten!



Echinacin® von Madaus

- zur Vorbeugung und Behandlung von grippalen Infekten
- rein pflanzlich – mit dem Wirkstoff des Purpursonnenhuts

In der Apotheke erhältlich.

Über Wirkung und mögliche unerwünschte Wirkungen informieren Gebrauchsinformation, Arzt oder Apotheker.



Die positive Kraft für die Seele

Hilft bei:

- Verstimmungszuständen
- Niedergeschlagenheit
- Angst
- nervöser Unruhe



Über Wirkung und mögliche unerwünschte Wirkungen informieren Gebrauchsinformation, Arzt oder Apotheker.

Die Nummer 1 in Österreich

BRIGITTE HEIDEN

ARTEXHIBITION



MALAKADEMIE GRAZ, Sackstraße 34, 8010 Graz, AUSTRIA
phone: +43/699/11813812, email: artoffice@gmx.at

POSTER PRESENTATIONS

Participants are responsible for mounting their posters and removing them. The organisers will provide the equipment needed. **Posters should be mounted in the morning of September 3 and will be exhibited during the whole congress.**

To find your poster number, please check the index of the *Planta Medica* abstract volume.

Presenting authors should be present at their poster during the poster session as follows:

- Posters with white-labelled numbers **P000**: Poster Session A (Sept. 3, 14:45-16:00)
- Posters with grey-labelled numbers **P000** Poster Session B (Sept. 4, 14:45-16:00)
- Posters with green-labelled numbers **P000** Poster Session C (Sept. 5, 14:45-16:15)

Poster Awards

A public vote for the posters with best scientific value and layout will be organised. From the 10 mostly voted posters a jury will select the three posters to be awarded

1. Anti-inflammatory and immunomodulatory active natural products

- P 001** Effects of Ginseng polysaccharides and polyporus polysaccharides on TNF- α and IFN- γ production by enteric mucosal lymphocytes of rats with collagen induced arthritis
Wan-dong Zhang, Hong-yan Zhao, Cheng Lu, Zhenli Liu, Da-jian Yang, Shi-lin Chen, Miao Jiang, Ai-ping Lu
- P 002** The effectiveness of AKL, a herbal treatment for asthma: a randomised placebo controlled double-blinded cross-over trial
Mike Thomas, Jane Sheran, Sofia Fonseca, Amanda Lee, Nicholas Larkins
- P 003** Inhibitory effect of an Indian medicinal plant on pro-inflammatory cytokines and NO production in cell lines
Anubha Singh Kanwar, Kamlesh Kumar Bhutani
- P 004** Acetyl-boswellic acids inhibit NF κ B activation and TNF- α release by monocytes. Rationale for the treatment of chronic inflammatory diseases
Syrovets T, Estrada AC, Laumonnier Y, Büchele B, Simmet Th
- P 005** Anti-inflammatory activity of an aqueous extract of *Grewia tiliifolia* leaves
Juvekar AR, Sakat SS, Shah AS, Wakade AS
- P 006** Immunomodulatory activity of methanolic extract of *Nyctanthus arbortristis* leaves
Juvekar AR, Nachankar RS, Wakade AS, Shah AS
- P 007** Immune modulation by Wormwood (*Artemisia absinthium*) - results of a double blind, placebo controlled trial on Crohn's disease patients
Omer B, Krebs S, Omer LM, Noor TO
- P 008** The differential effect of *Eriobotrya japonica* hydrophilic extract on cytokines production and modulation
Khalid Z. Matalka, Dalia Ali, Fadi Qadan
- P 009** Chemical constituents and anti-inflammatory activity of the aerial parts of *Calliandra haematocephala* Hassk.
Abou Zeid AHS, Hifnawy MS, Sleem AA, Mohamed RS
- P 010** Phenolic constituents from *Yucca schidigera* inhibit COX-1, COX-2 and 5-LOX *in vitro*
Wenzig EM, Bauer R, Stochmal A, Oleszek W
- P 011** Immunomodulatory effects of β -sitosterol on human Jurkat T cells
Aherne SA, Daly T, O'Connor T, O'Brien NM
- P 012** Cytotoxic and antiviral activities of *Magnolia grandiflora* L. leaves growing in Egypt
Mohamed SM, Ibrahim NA, Ali MA

LIST OF POSTERS

- P 013** Anti-inflammatory activity of *Aegopodium podagraria* L.
Prior RM, Lundgaard NH, Light ME, Stafford GI, van Staden J, Jäger AK
- P 014** Pectin of common pondweed *Potamogeton natans* L. prevents endotoxin shock in mice
Popov S, Popova G, Paderin N, Ovodova R
- P 015** Preventative anti-inflammatory effect of pectic galacturonans after oral administration
Popov S, Popova G, Golovchenko V, Ovodova R
- P 016** Interaction of dicaffeoylquinic esters with reactive nitrogen species and cytokine release
Giner RM, Olmos A, Mániz S
- P 017** Synthesis of derivatives of chamazulene carboxylic acid as potential inhibitors of inflammation via interaction with CB receptors
Oehler C, Imming P
- P 018** Anti-inflammatory and analgesic activity of *Memecylon edule* Roxb.
Nualkaew S, Thongpraditchote S, Wongkrajang Y, Rattanamanee K
- P 019** Topical anti-inflammatory effect of acetone rhizome/root extract of *Potentilla malyana* Borbas.
Pilipović S, Bosnić T, Redžić S, Mijanović M
- P 020** Activity of *Stachys germanica* L. subsp. *salviifolia* (Ten.) Gams on mutagenesis
Menghini L, Pagiotti R, Moretti M, Tirillini B, Menghini A, Dominici L
- P 021** Synthesis of potential theanine metabolites, related structures and their affinity for CB receptors
Schneider R, Sinning C, Cascio MG, Di Marzo V, Imming P
- P 022** *In vitro* anti-inflammatory activity of extracts from seeds of some *Nigella* species
Landa P, Marsik P, Vanek T and Kokoska L
- P 023** Analysis of natural and synthetic cannabinoid receptor ligands via [³²P]GTPase assay
Nickl K, Seifert R, Heilmann J
- P 024** Exopolysaccharide from cyanobacterium *Synechocystis aquatilis* – production rate, chemical characterization and biological testing
Alban S, Venzke K, Blaschek W, Volk R-B
- P 025** Anti-inflammatory triterpenoids from *Alchornea cordifolia* Leaves
Osadebe PO, Ebi GC, Okoye FBC
- P 026** Sesquiterpene lactones from Arnica flowers down-regulate IL- β stimulated matrix metalloproteinase genes in human and bovine chondrocytes
Jäger C, Zwingmann J, Humar M, Suter A, Merfort I
- P 027** Structural and immunological comparison of arabinogalactan-proteins from *Viscum album* L. berries and herb
Herbst B, Classen B, Ulmer A, Blaschek W
- P 028** Effects of semisynthetic pullulan sulfates on the release of inflammatory cytokines *in vitro*
Partschefeld J, Alban S
- P 029** Sulfated polysaccharides from *Delesseria sanguinea* (Hudson) Lamouroux inhibit the release of inflammatory cytokines *in vitro*
Partschefeld J, Alban S
- P 030** Anti-inflammatory activity of four *Staphylea* L. species
Laciková L, Wenzig E-M, Bauer R, Mašterová I, Grančai D
- P 031** Cyclooxygenase inhibitory 5-alkenylresorcinols isolated from mango (*Mangifera indica* L.) peels
Knödler M, Wenzig EM, Bauer R, Conrad J, Beifuß U, Carle R, Schieber A

LIST OF POSTERS

- P 032** Flower oil components from four *Staphylea* L. species
Laciková L., Švajdlenka E., Mašterová I., Grančai D
- P 033** Elastase inhibition assay – the choice of the synthetic substrate determines the result
Groth I, Alban S
- P 034** Clinical evaluation of the efficacy and safety of Bioaron C® in children with recurrent bacterial and viral infections of the upper respiratory tract
Pampura A, Beuscher N, Smirnova M, Horoszkiewicz-Hassan M, Schönknecht K
- P 035** Rapid electrochemical method to screen antioxidative capacity of biological matrices (RESAC)
Héritier J, Zonnevillage F, Andlauer W
- P 036** Characterisation of anti-inflammatory effects of STW5 and STW6 on rat small intestine *in vitro*: Involvement of adenosine A_{2A} receptors
Nieber K, Michael S, Müller CE, Kelber, O
- P 037** Investigations on the anti-leukemia and immunomodulating activities of *Agaricus blazei* extract
Jiang JJ, Kim CF, Fung KP, Leung KN, Lau CBS
- P 038** Immunopharmacological properties of the polysaccharide fraction isolated from *Ginkgo biloba* folium
Hancianu M, Pavelescu M, Grigorescu E, Miron A, Stanescu U
- P 039** NO-, TNF-, and IL-12-inducing activity of fractions of EPs® 7630
Janecki AJ, Kiderlen AF, Kolodziej H
- P 040** Phytocompounds from *Cryptomeria japonica* exhibit potent bioactivities on modulating inflammatory mediators and hepatoprotection
Lie-Fen Shyur, Chi-Chang Huang, Chiu-Ping Lo, Chih-Yang Chiu, Sheng-Yang Wang, Shang-Tzen Chang, and Ning-Sun Yang
- P 041** Free radical scavenging activity and the content of phenolic compounds in mints and balms cultivated in South-West Slovakia
Fialová S, Tekeľová D, Mrliánová M, Tóth J, Nagy M, Grančai D
- P 042** Anti-inflammatory and antinociceptive activities of *Salvia halophila* and *Salvia virgata* from Turkey
Esrá Küpeli, Fatih Göger, Müberra Kosar, K.Hüsnü Can Baser
- P 043** Preliminary investigation of cytotoxic and antioxidant activity of some medicinal plants growing in Serbia and Montenegro
Menković N, Zdunić G, Šavikin K, Stanojković T, Juranić Z, Janković T
- P 044** The quality standard of *Mammea siamensis* flowers for medicinal use
Noysang C, Woelkart K, Luanratana O, Bauer R
- P 045** Steroids from *Vernonia nigriflora* Oliv. & Hiern. with topical anti-inflammatory activity
Sosa S, De Tommasi N, Cioffi G, Merfort I, Della Loggia R, Tubaro A
- P 046** Activity of plant wastes on acute phase and immune response in heifers
Sgorlon S, Colitti M, Farinacci M, Gaspardo B, Stefanon B
- P 047** Biological study and flavonoids of *Pongamia pinnata* (L.) Pierre (Leguminosae)
Marzouk MA, Ibrahim MT, El-Gindi OR, Mahmoud M, Abou Bakr MS
- P 048** Biological examination and novel biflavone di-C-glycosides from *Jatropha multifida* L. leaves
Moharram FA, Marzouk M S, Haggag EG, El-Batran S, Ibrahim RR
- P 049** The effects of flavonoids and phenolic acids on superoxide dismutase activity
Jasprica I, Medić-Šarić M, Šitum K, Marković S, Mornar A, Dumić J
- P 050** *Pelargonium sidoides* for the treatment of acute bronchitis: a systematic review and meta-analysis
Jimoh TB, Guo R, Ernst E

LIST OF POSTERS

- P 051** Anti-inflammatory and analgesic activities of *Feijoa sellowiana* Berg. leaves and investigation of their phenolic constituents
El Dib RA, Moharram FA, Marzouk MS, El-Shenawy S, El-Sayed H
- P 052** Polysaccharides from Plantaginaceae and Brassicaceae: effects on innate immunity
Miron A, Lupusoru CE, Pavelescu M, Hancianu M, Stanescu U, Grigorescu E
- P 053** Bioassay-guided evaluation of anti-inflammatory and antinociceptive activities of *Rhododendron ponticum* L. leaves
Erdemoglu N, Kupeli E, Yesilada E, Calis I
- P 054** Polyphenolic profile and *in vitro* immunomodulatory effect of Croatian native propolis
Vladimir-Knežević S, Marković S, Srečnik G, Kadija A, Kropek M, Kőszegi T, Kosalec I
- P 055** Inhibition of antigen-induced degranulation and IL-4 production from RBL-2H3 cells by *Lavandula hybrida* and *L. angustifolia* extracts
Blažeković B, Marković S, Vladimir-Knežević S
- P 056** Brine shrimp cytotoxicity of tropical medicinal plants and the role of gum arabic
Taha A
- P 057** Free radicals scavenging activity of Mongolian endemic and Vietnamese medicinal plants
Tuyagerel Batmunkh, Qui Hong Juan, Doan Thi Nga, Kim Eun Kyung, Kim You Ah, Seo Young Wan, Koo Kyung Ah, Lee Burm-Jong
- P 058** Cannabis tinctures and extracts – *in vitro* profiling for cytotoxic and anti-inflammatory effects
Peschel W, Politi M, Wilson N, Constanti A, Prieto Garcia JM, Heinrich M
- P 059** Action of the herbal combination STW 5 in a model of 5-HT₃ receptor mediated ileal contraction *in vitro*
Abdel-Aziz H, Kelber O, Okpanyi SN, Weiser D, Khayyal MT
- P 060** STW 5 is effective in an experimental model of esophagitis
Khayyal MT, Abdel-Aziz H, Wadie W, Okpanyi SN, Kelber O
- P 061** Anti-inflammatory effects of *Populus tremula*, *Fraxinus excelsior*, *Solidago virgaurea* extracts and their combination Phytodolor® in human monocytes
Bonaterra G, Kinscherf R, Kelber O, Weiser D, Metz J
- P 062** Effect of *Achillea millefolium* L. extract, fractions, and isolated compounds on inflammatory cytokine production in LPS-stimulated human mononuclear cells
Baldia AM, Benedek B, Kopp B, Butterweck V
- P 063** Diverse effects of docetaxel on inducible nitric oxide production in alveolar macrophages
Wakabayashi I, Saito F, Matsusaka S, Takahashi Y, Poteser M, Groschner K
- P 064** Exploration of natural and synthetic *N*-alkyl amides as source for new cannabinoid receptor type-1 (CB₁) selective ligands
Gertsch J, Raduner S, Chicca A, Feyen F, Altmann K-H
- P 065** Gingerol derivatives modulate T-cell receptor mediated effects in a whole blood assay and in T-cells via 5-HT_{1A} receptor-dependent mechanisms
Nievergelt A, Schoop R, Altmann K-H, Gertsch J
- P 066** Comparative antioxidant evaluation of the essential oils from chamomile's commercial samples
Cruz C, Dandlen SA, Miguel MG, Simões MTF, Figueiredo AC, Barroso JG, Pedro LG
- P 067** Screening of Chinese herbal drugs for inhibition of NF-κB expression
Gusenleitner S, Bauer R
- P 068** *In vitro* COX-1, COX-2 and 5-LOX inhibitory activity of rose hips (*Rosae pseudofructus sine fructibus*)
Wenzig EM, Widowitz U, Kunert O, Bauer R, Chrusasik S
- P 069** Anti-inflammatory phloroglucinol and terpenoid derivatives from Clusiaceae
Crockett SL, Wenzig E-M, Bauer R

LIST OF POSTERS

- P 070** Screening of herbal drug extracts for inhibitory activity on inducible nitric oxide synthase (iNOS)
Blunder M, Schühly W, Schmidt K, Bauer R
- P 071** Cytotoxic and anti-inflammatory activities of *Luffa cylindrica* (loofa sponge)
El-Gengaihi SE, Abd El-Hamid SR, Kamel AM
- P 072** *Pelargonium sidoides* root extract EPs® 7630 stimulates release of antimicrobial peptides from neutrophil granulocytes in human whole blood
Koch E, Wohn C
- P 073** Impact of selected botanicals on HT-29 cell proliferation & cyclooxygenase II
Marla Luther, Jeffrey Moore, Zhihong Cheng, Liangli (Lucy) Yu, Denys J. Charles
- P 074** *In vivo* and *in vitro* evaluation of anti-inflammatory activity and cytotoxicity of extracts of seven *Plectranthus* species
Minker C, Sheridan H, O'Meara J, Visdal Johnse, L, Hook I, Lobstein A, Frankish N
- P 075** Chemopreventive principles from *Pueararia lobata* flowers:
In vitro evaluation of the inhibition of the NF kappa B activating signaling pathway
Bebrevska L., De Bosscher K., Haegeman G., Merfort I., Apers S., Pieters L., Vlietinck A.
- P 076** Inhibitions of acute and chronic inflammations by *Bixa orellana* leaves extract
A Zuraini, MN Somchit, R Abdul Hamid, S Sukardi, AJ Siti Eri Fazira, YK Yong, HK Lee, XQ Cheng
- P 077** Effects of *Cryptolepis sanguinoleta* root extract in lipopolysaccharide – stimulated human primary monocytes
Olumayokun A. Olajide, Colin W. Wright, Bernd L. Fiebich

2. Natural products with antimicrobial activity

- P 078** Susceptibility testing of *Listeria monocytogenes* using the disk method and micro titre plate (micro broth dilution) method
Nyila M.A, Lall N, Leonard C, Weyer B, Meyer J.J.M
- P 079** Modulation of isoniazid susceptibility of different mycobacterial strains by flavonoids
Lechner D, Gibbons S, Bucar F
- P 080** Investigation of flavonoids and antimicrobial activity of *Ballota andreuziana*
Khaled, A. Abdelshafeek, Ahmed, A. Doboob, Aziza, H. Zarkoon and Halema, S. Bashir
- P 081** Thermal stability of the essential oils isolated from Tunisian *Thymus capitatus* Hoff. et Link.: evaluation of chemical composition, antioxidant and antibacterial activities
S. Bounatirou, S. Smiti, M.G. Miguel, L. Faleiro, M.N. Rejeb, M. Neffati, M.M. Costa, A.C. Figueiredo, J.G. Barroso and L.G. Pedro
- P 082** Evaluation of essential oil from tulsi (*Ocimum sanctum* L) grown in Egypt: Chemical changes and antimicrobial activity during storage of tulsi oil
Mohamed. E. Ibrahim, Youssef. A. A., Faten Ibrahim EL Hady, S and M. F. Abdel-Hamid
- P 083** The effects of three Thai herbal essential oils against *Candida* biofilms
Suwimol Taweechaisupapong, Pakaporn Khotphat, Titawan Hoysang, Padungkwan Chitropas, Watcharee Khunkitti
- P 084** Antiamoebic activity of iridoids from *Morinda morindoides* leaves
Richard K. Cimanga, Oscar K. Kambu, Gaston L. Tona, Sandra Apers, Luc Pieters and Arnold J. Vlietinck
- P 085** A novel isoflavonoid from *Milletia puguensis*
M.C. Kapingu, Z.H. Mbwambo, M.J. Moshi, J.J. Magadula, P. Cos, D. Vanden Berghe, L. Maes, M. Theunis, S. Apers, L. Pieters, A. Vlietinck
- P 086** Anti-protozoan activities of *Harungana madagascariensis* stem bark extract on trichomonads and malaria
E.O. Iwalawa, N. O. Omisore, C.O. Adewunmi, A. A. Gbolade, O.G. Ademowo, C.Nneji, O.I. Agboola, O.M. Daniyan
- P 087** Large molecules as antiadhesive compounds against pathogens
Wittschier N, Lengsfeld C, Vortheims S, Hensel A

LIST OF POSTERS

- P 088** Bioassay-guided isolation of saponins from *Apodytes dimidiata*
Fouber K, Theunis M, Vermeersch M, Apers S, Pieters L, Maes L
- P 089** Antimicrobial activity of extracts isolated from *Plantago* sp.
Radu N, Chirvase A., Ghita I., Coman O., Stamatin L., Corobea C. Pintilie G.
- P 090** Antiparasitic activity against headlice and headlouse nits of *Annona squamosa* seed preparation
Gritsanapan W, Klaymongkol C, Wannasawage C
- P 091** Vismiatrucallone, a new antimalarial tetracyclic triterpene from *Vismia laurentii* (Clusiaceae)
Noungoue DT, Ngom S, Ngoupayo J, Chaabi M, Ndjakou BL, Ngouela S, Antheaume C, Boyom FF, Gut J, Rosenthal PJ, Lobstein A, Tsamo E
- P 092** Phenolic content, antioxidant and antibacterial activities of *Hymenocardia acida*
Sofidiya MO, Odukoya OA, Afolayan AJ, Familoni OB
- P 093** Antibacterial activity of *Piqueria trinervia* Cav. against several enteropathogenic bacteria
Goldhaber-Pasillas D, Ruiz de Esparza Villarreal R., Avila-Acevedo JG, Jiménez-Estrada M.
- P 094** The chemical composition and *in vitro* antibacterial activities of the oil of *Ziziphora clinopodioides* Lam. from Iran
Tabatabaei-Anaraki M, Chalabian F, Masoudi S, Rustaiyan A
- P 095** Phytochemical and antimicrobial studies on *Artemisia monosperma*
Sayed A. A. El-Toumy, Usama W. Hawas Ahmed A. Hussein Nadia H. Abd El-Nasser
- P 096** Composition and antimicrobial activity of *Laserpitium zernyi* Hayek essential oils
Petrović S, Pavlović M, Couladis M, Tzakou O, Milenković M, Pavlović I, Niketić M
- P 097** Bromoanandolone – a new antimicrobial active metabolite excreted by the cyanobacterium *Anabaena constricta*
Volk R-B, Girreser U, Al-Refai M, Laatsch H, Blaschek W
- P 098** Anti-inflammatory and antimicrobial activity of *Sideritis scardica* extracts
Tadić VM, Djordjević S, Arsić I, Dobrić S, Milenković M, Antić-Stanković J
- P 099** Antilisterial activity of *Euclea natalensis* and its naphthoquinones
N. Lall, J.J.M. Meyer, F. van der Kooy
- P 100** Screening of antimicrobial activity of aqueous extracts of selected *Potentilla* L. species
Tomczyk M, Leszczyńska K, Tomczykowa M, Jakoniuk P
- P 101** *In vitro* inhibitory activity of essential oil of *Apium nodiflorum* against *Helicobacter pylori*
Menghini L, Epiřano F., Leporini L, Pagliotti R., Angelini P., Genovese S.,
- P 102** Antimicrobial activities of various essential oils and their main aromatic volatile constituents
Höferl M, Jirovetz L, Buchbauer G, Schmidt E, Stoyanova A, Denkova Z, Slavchev A, Geissler M
- P 103** Molecular mechanism of action of the flavanone pinostrobin from *Cajanus cajan* leaves in cancer cells.
Ashidi JS, Houghton PJ, Hylands PJ, Sieber S and Efferth T
- P 104** Antibacterial activity of liquorice, glycyrrhetic acid and derivatives against *Helicobacter pylori*
Krausse R, Bielenberg J, Blaschek W
- P 105** Cyclic Heptapeptides from the latex of *Jatropha integerrima*
J. Conrad, W. Mongkolvisut, S. Sutthivaiyakit, H. Leutbecher, S. Mika, I. Klaiber, Wolfgang Möller, Harald Rösner, U. Beifuss
- P 106** Analysis and stability of the constituents of St. John's wort oils prepared with different methods
Isacchi B, Bergonzi MC, Carnevali F, van der Esch SA, F.F Vincieri, A.R. Bilia
- P 107** Antimicrobial activity of selected plants used in Ethnomedicine in South-Western Nigeria
Sowemimo A, Idika, N

LIST OF POSTERS

- P 108** Isolation and characterisation of antiviral and immunomodulatory constituents from Nigerian mistletoe, *Loranthus micranthus*
Osadebe P.O., Omeje E.O
- P 109** Successful *in silico* discovery of natural inhibitors for human rhinovirus coat protein
Rollinger JM, Steindl TM, Anrain K, Ellmerer EP, Schmidtke M, Langer T, Stuppner H
- P 110** Constituents from *Morus* root bark against *Venturia inaequalis* - the causal agent of apple scab
Rollinger JM, Spitaler R, Menz M, Schneider P, Ellmerer EP, Marschall K, Zelger R, Stuppner H
- P 111** Studies on anti-inflammatory and antimicrobial activities of crude methanol extracts of *Zapoteca portoricensis*
Nwodo, N.J., Uzochukwu, I. C.
- P 112** The seasonal variations of lignan profiles in *Anthriscus sylvestris* (L.) Hoffm.
Koulman A, Hendrawati O, Batterman S, Van Putten FMS, Bos R, Kayser O
- P 113** Antimicrobial activity of Ugandan medicinal plants
Kuglerova M, Halamova K, Kokoska L, Van Damme P, Grade J
- P 114** cancelled
- P 115** Anti-staphylococcal activity of rosemary extract
Zurak I.
- P 116** Bioassay-guided fractionation for antifungal effects of *Centaurea virgata* subsp. *sqaurrosa* and *Centaurea iberica*
T Asgari, G. Amin, M. Darvish, MR. Shidfar, G. Asgarpanah, S. Mohammadi, M. Badiozzaman, M. Mazdiyasn
- P 117** *In vitro* evidence of synergism for plant part combinations of *Croton gratissimus* (Euphorbiaceae) used in African traditional healing
S. F. van Vuuren, A. M. Viljoen
- P 118** Antifungal activity of 2-phenylethanol and levomenthol against molds from indoor air and damp dwellings
Kosalec J, Šegvić Klarić M, Pepeljnjak S
- P 119** Anticandidal activity of essential oils from commercial herbal spices from Turkey
Demirci F, İşcan G, Demirci B, Başer KHC
- P 120** Antimicrobial activity of copaiba oils obtained from different species of *Copaifera* in Brazil
Adriana Oliveira dos Santos; Tânia Ueda-Nakamura; Benedito Prado Dias Filho; Valdir Florêncio da Veiga Junior; Ângelo da Cunha Pinto; Celso Vataru Nakamura
- P 121** Screening of selected essential oils for antibacterial activity in vapour phase
Nedorostova L, Kloucek P, Stolcova M, Kokoska L
- P 122** Antibacterial geranylflavonoids from *Paulownia tomentosa* (Scrophulariaceae) fruits
Kloucek P, Smejkal K, Chudik S, Marek R, Kokoska L, Urbanova M, Julinek O, Slapetova T, Holubova P, Zima A, Dvorska M
- P 123** Sesquiterpene lactones from the aerial parts of *Anthemis melanolepis* L.
Saroglou V, Karioti A, Skaltsa H
- P 124** *Tanacetum vulgare*: anti-herpes virus activity of crude extract and the purified compound parthenolide
Thelma Onozato, Celso Vataru Nakamura, Diógenes Aparício Garcia Cortez, Benedito Prado Dias Filho, Tania Ueda-Nakamura
- P 125** Mode of action of 6-oxophenolic triterpenoids against *Bacillus subtilis*
Moujir L, de León L, Bazzocchi IL
- P 126** Antimicrobial activity of D:A-friedo-nor-oleanane triterpenoids
López MR, Jiménez IA, Bazzocchi IL, Moujir L
- P 127** Antioxidant and preservative properties of *Caesalpinia sappan* L. extract
Wongkrajang Y, Manamuti C, Saraya S, Tamsiririrkkul R, Peungvicha P and Cheewansirisuk C.

LIST OF POSTERS

- P 128** Development of commercial mouthwash combined with herbal extracts for anticariogenic activity against *Streptococcus mutans*
Saraya S, Cheewansirisuk C, Wongkrajang Y, Kongsaktrakoon B, Manamuti C, Temsiririrkkul R.
- P 129** The chemical transformations of betulin
Barbara Tubek, Czesław Wawrzeńczyk
- P 130** Antiplasmodial activity of abietane diterpenes isolated from five southern African *Plectranthus* species
van Zyl RL, Khan F, Drewes S, Edwards T
- P 131** Antimicrobial activities of six *artemisia* species of west Anatolia
Baykan Erel Ş, Karabay Yavaşoğlu NÜ, Zeybek U
- P 132** Synergistic action of extracts from carnivorous plants and synthetic peptides against plant pathogenic bacteria
A. Krolicka, A. Szpitter, M. Lotkowska, D. Plewko, E. Gilgenast, G. Romanik, M. Kaminski, E. Lojkowska
- P 133** Broad spectrum antiviral fraction from the lichen *Ramalina farinacea*
Esimone CO, Grunwald T, Kuate S, Tippler B, Proksch P, Überla K.
- P 134** Antimicrobial activity of some Yemeni medicinal plants
Taleb M, Svobodova B, Langrova I, Kokoska L
- P 135** Modulation of the *in vitro* antimalarial effects of artemisinin by selected flavonoids and by reducing agents
Sannella AR, Messori L, Casini A, Vincieri FF, Maiori G, Severini C, Bilia AR
- P 136** Development of a suitable culture medium for TLC-bioautography. Application to the detection of antibacterial compounds from *Cordia gilletii* extracts
Okusa P.N., Devleeschouwer M., Duez P.
- P 137** The antimicrobial activity of South African lichens and lichen-derived usnic acid
Tracy Seaman, William Campbell, Carmen Lategan, Peter Smith
- P 138** Ornamental "Drumstick Onions" of *Allium* subgenus *Melanocrommyum* used as medicinal plants in Southwest and Central Asia
Fritsch RM, Gurushidze M, Jedelská J, Keusgen M
- P 139** Screening of antimicrobial activity of *Kaempferia galanga* and *Quercus infectoria* against eight reference strain microorganisms
Mekseepalard, Boriboonkaset S, Kamkaen N.
- P 140** Antibacterial activities of *Coptis chinensis* and *Glycyrrhiza glabra* against seven bacteria associated with human gastrointestinal infections
Mekseepalard C, Poonpon P, Kamkaen N.
- P 141** Antimicrobial activity of phenolic triterpenes from *Maytenus cuzcoina*
Isabel L. Bazzocchi, Carolina P. Reyes, Ignacio A. Jiménez, and Laila Moujir
- P 142** Antihelicobacterial and antioxidant activities of Mongolian medicinal plants
Batkhuu J, Khishigbuyan B, Feierl G and Brantner A.H
- P 143** Chemical composition of volatile oils and evaluation of antioxidant and antimicrobial activities of ethnopharmacologically selected Thai medicinal plants
Jurathip Wungsintaweekul, Waraporn Putalun, Worapan Sitthithaworn, Hartwig W. Pfeifhofer, Adelheid H. Brantner
- P 144** The antioxidant and antimicrobial activities of methanolic extracts from houseleek (*Sempervivum marmoratum* L.) leaves
Stojičević S., Stanisavljević I., Veličković D., Veljković V., Lazić M.
- P 145** The antioxidant and antimicrobial activities of *Echinacea purpurea* L. methanolic extracts
Stanisavljević I., Stojičević S., Veličković D., Veljković V., Lazić M.

LIST OF POSTERS

- P 146** Anti-adhesion activity of berries and berry juices against the serious pathogens *Neisseria meningitidis*, *Streptococcus pneumoniae*, *Streptococcus agalactiae*, and *Streptococcus suis*
Toivanen M, Pyykönen S, Iuricová J, Loimaranta V, Haataja S, Finne J, Lapinjoki S, and Tikkanen-Kaukanen C
- P 147** Production of xanthenes with antimicrobial and antioxidant activities by *Hypericum perforatum* L. cells
G.Franklin, L. Conceição, E. Kombrink and A. Dias
- P 148** Sesquiterpene hydrocarbons of the essential oil of *Actinolema macrolema* Boiss.
Demirci B, Koltuksuz G, Başer KHC.
- P 149** Biological activities of South African *Salvia* species and isolated compounds
Kamatou GPP, van Zy RL, van Vuuren SF, Davids H, Viljoen AM, Seaman T, van Heerden FR
- P 150** Antimicrobial activity of some medicinal plants growing in Serbia and Montenegro
Zdunić G, Stević T, Šavikin K, Menković N, Janković T
- P 151** Antimicrobial activity of *Gentiana lutea* L. extracts and isolated compounds mangiferin, isogentisin and gentiopicrin
Šavikin K, Menković N, Zdunić G, Stević T, Janković T
- P 152** Artemisinin and flavonoid content of several *Artemisia annua* breedings from Burundi (Africa)
Lapenna S, Bergonzi MC, Vincieri FF, Bilia AR
- P 153** Chemical composition and antimicrobial activity of the essential oils of *Micromeria thymifolia*, *M. dalmatica* and *Satureja cuneifolia*
Menković N, Zdunić G, Tasić S, Ristić M, Stević T, Šavikin K
- P 154** Efficient synthesis of natural products with a 3,6-disubstituted 4-hydroxy-2H-pyran-2-one framework
Dietmar Schmidt, Jürgen Conrad, Sabine Mika, Iris Klaiber, Uwe Beifuss
- P 155** The anti-staphylococcal activity of terpenes from *Commiphora molmol* Engl.
Rahman MM, Gibbons S
- P 156** The anti-staphylococcal activity of *Hypericum* species
Winnie Ka Po Shiu, Simon Gibbons
- P 157** New diterpenes from *Plectranthus ernstii*
Michael Stavrí and Simon Gibbons
- P 158** Antibacterial constituents from *Plectranthus ciliatus*
Michael Stavrí and Simon Gibbons
- P 159** Screening for antimycobacterial activity of plants used in traditional medicine
Barata Z, Soares N, Ferreira MJU, Duarte A, Silva AN, Anes E, Mulhovo S, Madureira AM
- P 160** Search for antimalarial compounds from *Pycnanthus angolensis*
Ramalhete C, Abrantes M, Mil-Homens T, Duarte N, Lopes D, Cravo P, Madureira MC, Ascenso J, Ferreira MJU
- P 161** Synergistic effects between macrocyclic diterpenes and doxorubicine on resistant cancer cells
Duarte N, Járđánházy A, Ramalhete C, Molnár J, Ferreira MJU
- P 162** Essential oil composition and antibacterial activity of *Thymus caramanicus* at different phenological stages
Samad Nejad Ebrahimi, Javad Hadian, Mohammad Hossein Mirjalili, Morteza Yousefzadi
- P 163** Phytochemical analysis of *Cotinus coggygria* heartwood. Identification of isolated colorants in historical art objects
Stathopoulou K, Magiatis P, Karapanagiotis I, Valianou L, Chrysosoulakis Y
- P 164** Antibacterial and antioxidant properties of rosemary and sage (*Rosmarinus officinalis* L. and *Salvia officinalis* L.) essential oils
B. Bozin, N. Mimica-Dukic
- P 165** Antimicrobial and antioxidant activity of propolis from Croatia and Brazil: a comparative study
Kosalec I, Sankovic K, Zovko M, Orsolíc N, Bakmaz M, Kalodera Z, Pepeljnjak S

LIST OF POSTERS

- P 166** The antimicrobial activity of origanum oil, basil oil, chamomile blue oil, tea tree oil and thyme oil against Gram-positive bacterial strains
Papadopoulou C., Sakkas H., Arvanitidou M., Leveidiotou S.
- P 167** Evaluation of the anti-TB potential of bryophytes
Schinkovitz A, Scher J, Zapp J, Becker H, Wang Y, Franzblau SG, Crandall-Stotler B, Stotler R, Pro S, Pauli GF
- P 168** Antimicrobial and antioxidant activity of *Helichrysum devium* Johns. from Madeira Archipelago.
Gouveia S, Camacho E, Weinhold T, Castilho PC, Luna-Herrera J
- P 169** Evaluation of the antibacterial and antidiarrheal activities of *Heeria insignis* O. Ktze (Anacardiaceae)
Agunu A, Ahmadu A A, Zezi A U, Yaro A U, Ehinmidu J O
- P 170** Medicinal Plants: the untapped source of bioactive peptides/proteins
Shahid M, Khan M M, Jamil A
- P 171** Antiprotozoal activity of sesquiterpene lactones – modelling of biological target properties and quantitative structure-activity relationships
Schmidt TJ, Nour AMM, Kaiser M, Brun R
- P 172** Antibacterial, anti-diarrheal activity of *Daniellia oliveri* and *Ficus sycomorus* and their constituents
A.A.Ahmadu, A.Agunu, J.O Enhimidu, P.Magiatis, A.L Skaltsounis
- P 173** Use of genetically modified baker's yeast in high sensitivity screening of antifungal and multidrug resistance modulatory activities in extracts of plants used in traditional medicine
M. Kołaczkowski, A. Kołaczkowska, K. Środa, C. Ramalhete, K. Michalak, S. Mulhovo, M.J.U. Ferreira
- P 174** In vitro antitubercular activity of several lichen metabolites
Tasdemir D, Franzblau SG
- P 175** Antifungal activity of *Helianthus annuus* L.
Karlickova J, Jahodar L., Buchta V., Rehakova Z., Kubikova K.
- P 176** Antioxidant and antimicrobial activities of *Tamus communis* L. ssp. *cretica* (L.) Kit Tan
Nurgun Erdemoglu, Nilufer N. Turan, Aysegul Guvenc, Gokalp Iscan, Ahmet Aydin
- P 177** Antibacterial and antiviral proteins from *Litchi chinensis* seeds
Ferreira, C.H., Alves, S. B. V., Ramos L. A., Oliveira L. D. R., Ribeiro, C. A, Coutinho, M. S., Lazzari, A. M.
- P 178** Antibiotic proteins from *Apeiba tibourbou*, *Bixa orellana* and *Mucuna urens* seeds active against *Rhodococcus equi*
Oliveira L. D. R., Ramos L. A., Alves, S. B. V., Ferreira, C. H., Zuchelli, J. M., Araújo, C. S. Lazzari, A. M., Melo F R
- P 179** Ecological factors, chemical composition and antibacterial activity of the essential oil from *Achillea millefolium* L. in the north of Iran
Mazandarani M, Behmanesh, Rezaei M.B, Ghaemi E.O
- P 180** Composition and antimicrobial activity of essential oil of *Ferulago longistylis* Boiss. fruits
Ayşe Mine Gençler Özkan, Betül Demirci, Fatih Demirci, Kemal Hüsnü Can Başer
- P 181** Screening of Iranian species for antibacterial activities
Gh. Amin, M. H. Salehi Sourmaghi, Y. Aynечи, N. Badami, F. Kamal, M. Amin and T. Asgari
- P 182** In vitro culture and biological activity of *Solanum dulcamara*, a medicinal plant
Esra Cansever, Arzu Ucar Turker
- P 183** Phytochemical investigation on leaves of *Cordia salicifolia* Cham. (Fam. Boraginaceae)
Menghini L., Epiñano F., Tirillini B., Angelini P., Pagiotti R., Curini M.
- P 184** Enhanced bioactivity of *Citrus limon* (Lemon Greek cultivar) extracts, essential oil and isolated compounds before and after encapsulation in liposomes
Olga Gortzi, Stavros Lalas, John Tsaknis, Ioanna Chinou

LIST OF POSTERS

- P 185** Shikonin pigments from hairy root culture of *Lithospermum canescens*
H.Damianakos, K.Graikou, A.Pietrosiuk, K. Sykłowska – Baranek, I.B. Chinou
- P 186** Bovine tuberculosis: a zoonotic target for medicinal plants
McGaw LJ, Lall N, Hlokwe T, Michel A, Meyer JMM, Eloff JN
- P 187** A new antifungal dihydroisocoumarin from *Xyris pterygoplephara* Kunth (Xyridaceae)
Braga C.F., Guimarães K.G., Mares-Guia T.R., Souza Filho J.D.
- P 188** Antibacterial and anticandidal activity studies on *Sonchus erzincanicus* Matthews
D. Yiğit, N. Yiğit, U. Özgen, H.G. Sevindik, A.E. Aktaş
- P 189** Antimicrobial studies on *Origanum acutidens* (Hand.-Mazz.) letswaart
N. Yiğit, D. Yiğit, U. Özgen, E. Sezen, H.G. Sevindik, A.E. Aktaş
- P 190** Quantitative HPLC analysis of deoxyshikonin, acetyl shikonin and 3-hydroxy-isovaleryl shikonin in *Onosma armeniacum* root
U. Özgen, M. Öztürk, A. Atila, H.G. Sevindik, Y. Kadioğlu, M. Coşkun
- P 191** Essential oil in fruits of *Peucedanum alsaticum* L. and *Peucedanum cervaria* (L.) Lap. composition and antibacterial activity
K. Skalicka – Woźniak, R. Los, K. Główniak, A. Malm
- P 192** Screening of some Sudanese plants against *Mycobacterium tuberculosis*
R. A. Hassouna, A.S. Khalid and H.S. Khalid
- P 193** Antioxidant and antimicrobial potential of *Garcinia hombroniana* Pierre bark
Heike Hofstätter, Michaela Kaiser, Jurathip Wungsintaweekul, Chatchai Wattanapiromsakul, Supinya Tewtrakul, Feierl G, Adelheid H. Brantner
- P 194** Anthecularin, a sesquiterpene lactone with a novel ring system from *Anthemis auriculata* exert dual inhibitory activity against plasmodial FabG and FabI enzymes
Karioti A, Skaltsa H, Linden A, Perozzo R, Brun R, Tasdemir D
- P 195** Novel bioactive bacterial metabolites from a marine derived bacterium *Nocardia* sp. Merv 21695
Usama W. Hawas, Mervat M. El-Gendy and Marcel Jaspars
- P 196** Antibacterial effects of alcoholic extracts of different parts of *Mentha longifolia* and *Ziziphora tenuior*
Tajadod G, Majd A
- P 197** Antibacterial activity of Ecuadorian plant extracts
M.S. Gachet, C. Fabian, W. Schühly, F. Bucar, R. Bauer
- P 198** *In vitro* antibacterial and antiadherence properties of flavonoid-rich extract of *Pistacia atlantica* hull against microorganisms involved in dental plaque
Yousef Yari Kamrani, Massoud Amanlou, Babak Esmaeelian, Mohammad Rahimi
- P 199** Comparative antitrypanosomal activity of *Terminalia chebula* dried fruits against *Trypanosoma evansi*
Shaba, P., Pandey, N.N., Sharma, O.P., Rao, J.R., Singh, R.K
- P 200** *In vitro* trypanocidal activity of methanolic extract of *Picrorrhiza kurroa* rhizomes against *Trypanosoma evansi*
Shaba, P., Pandey, N.N., Sharma, O.P., Rao, J.R., Singh, R.K
- P 201** Antimicrobial activity of some edible flowers in Thailand
Chantana Wessapan, Juree Charoenteeraboon, Penpan Wetwitayaklung, Chutima Limmatvapirat, Thawatchai Phaechamud
- P 202** Antioxidative and antimicrobial activity of ancient Egyptian medicinal plants
Ahmed E.M. Abdalla
- P 203** Phytoncidal effects of rare and endemic species of the Rosaceae family from Dinaric Alps
Redzic S, Redzic A, Tuka M

LIST OF POSTERS

- P 204** Chemical constituents from three *Inula* species: Biological activities
G. Panoutsopoulos, N. Aligiannis, I. B. Chinou
- P 205** A study of the seasonal variation in the antimicrobial constituents of the leaves of *Loranthus micranthus* sourced from *Persea americana*
Osadebe PO, Dieke CA, Okoye FBC
- P 206** Comparison of antimicrobial activity of traditionally used herbal uroantiseptics against clinical isolates of uro-genital pathogens
Kosalec J, Zovko M, Kalodera Z, Pepeljnjak S
- P 207** Screening for natural antimicrobials from Thai medicinal plants
Vadhanasin S, Singkhonrat J, Pojjanapimol, S
- P 208** Plants used traditionally in Ecuador with potential anti-leishmanial activity
M.S. Gachet, W. Schühly, R. Bauer, M. Kaiser, R. Brun, R. Muñoz
- P 209** Antimicrobial effect of *Helichrysum plicatum* DC. subsp. *plicatum* extracts on *Escherichia coli* O157:H7
Mustafa Aslan, Aysegül Demir, Birce Mercanoglu, Aykut Aykac, Erdem Yesilada
- P 210** A new phloroglucinol derivative and anti-MRSA active phloroglucinols from *Hypericum mutilum* L. (Clusiaceae)
W. Schühly, E. Hammer, C. Fabian, O. Kunert, R. Bauer, F. Bucar
- P 211** Antifungal and antibacterial activities of six different extracts of *Harungana madagascariensis* stem bark
E.O. Iwalewa, M. M. Suleiman, L.K. Mdee, J.N. Eloff.
- P 212** Antioxidant and antibacterial properties of *Lecaniodiscus cupanioides*
Sofidiya MO, Jimoh FO, Aliero AA, Afolayan AJ, Odukoya OA, Familoni OB
- P 213** Development and validation of ultra-violet spectrophotometric assay method for the powdered leaves, extracts and formulations of *Loranthus micranthus*
Uzochukwu, Ikemefuna C., Osadebe, Patience O.
- P 214** Biocide effects of *Chrysactinia mexicana* Gray
B. I. Juárez-Flores, Y. Jasso Pineda, N. C. Cárdenas Ortega, M. L. del Valle Coulon, E. García-Chávez and J. R. Aguirre Rivera.
- P 215** Antimicrobial activity and preliminary phytochemical screening of *Turraea heterophylla* and *Terminalia glaucescens* used in Togo ethnomedicine to treat common infections
Ingabire G, Koumaglo HK, De Souza C, Dotse CK, Anani K, Kabera J, Mukazayire MJ.
- P 216** Antibacterial activity of some Serbian aromatic plants in relation to selected phytopathogenic bacteria
Stanojevic D., Stefanovic O., Comic Lj, Cekovic J., Stanojkovic A.
- P 217** Antibacterial activity of some plants from the family Apiaceae growing wild in Serbia
Stefanovic O., Stanojevic D., Comic Lj., Brkovic D.

3. Analysis and biopharmaceutics of herbal medicinal products and herbal drugs

- P 218** Antimalarial properties of galloylated epicatechin derivatives: a first report.
Sannella AR, Anke J, Hensel A, Vincieri FF, Severini C, Maiori G, Bilia AR
- P 219** A new antimalarial agent; effects of extracts of *Artemisia diffusa* against *Plasmodium berghei*
Rustaiyan A, Nahrevanian H, Kazemi M and Larjani K
- P 220** Comparison between the chemical composition and radical scavenging activities of essential oils of leaves, flowers and fruits of *Callistemon lanceolatus* DC grown in Egypt
Salma A. El-Sawi

LIST OF POSTERS

- P 221** Quantification of bioactive constituents and determination of free radical scavenging activity in mangosteen fruit rind extracts
Pothitirat W, Gritsanapan W
- P 222** Gene expression of enzymes related to biosynthesis of antioxidative flavonoids in Siamese neem tree leaves
Sithisam P, Suksangpanomrung M, Gritsanapan W
- P 223** Variation of curcuminoids and free radical scavenging activity of rhizome extracts of *Curcuma longa* in Thailand
Pothitirat W, Gritsanapan W, Brantner AH
- P 224** Lichen metabolites inhibit UV light and nitric oxide-induced plasmid DNA damage and cell growth in human melanoma cells
Russo A, Piovano M, Lombardo L, Vanella A, Cardile V, Garbarino J
- P 225** The fungal metabolite militarinone A induces cells death and differentiation
Küenzi P, Kiefer S, Koryakina A, Hamburger M
- P 226** Comparative phytochemical study on rhizome and tissue culture of *Ruscus aculeatus* L.
Balica G, Vlase L, Deliu C, Tămaș M, Crișan G
- P 227** Variation of curcuminoids in ethanolic extract of *Curcuma zedoaria* Rhizomes in Thailand by HPLC
Paramapojn S, Gritsanapan W
- P 228** Development and validation of an HPLC – method for quality control of *Pueraria lobata* Willd. flower plant material
Bebrevska L, Bravo L, Apers S, Pieters L, Vlietinck A
- P 229** Free radical scavenging activity of some anticancer herbs
Odukoya OA, Sofidiya MO
- P 230** Lipid peroxidation as index of activity in aphrodisiac herbs
Muanyu CA, Odukoya OA
- P 231** Astringent herbs as vasoconstrictors in haemorrhoid therapy
Odukoya OA, Ilori OO, Sofidiya MO
- P 232** *Lippia dulcis* Trevir., an Aztec sweet herb of potential interest
Nayal R, Melzig MF
- P 233** Headspace volatiles from unifloral honeys of *Satureja montana* L. and *Salvia officinalis* L. of Croatian origin isolated by solid phase microextraction (SPME)
Jerković I, Marijanović Z, Jelić M
- P 234** Screening of statin production by fungal strains
Colombo ML, Bianco MA
- P 235** Chemical composition of extracts from green, brown and black leaves of *Bergenia crassifolia* L.
Shikov AN, Pozharitskaya ON, Dorman HJD, Makarov VG, Tikhonov VP, Hiltunen R
- P 236** The microbiological quality of herbal teas and herbal medicinal products
Bosnić T, Softić DZ, Jerg-Simanović D, Pilipović S
- P 237** Pharmaceutical quality of yarrow (*Achillea millefolium* L. s.l.) – Investigation of commercial drug samples by means of the bioactive compounds
Benedek B, Rothwangl-Wiltschnigg K, Rozema E, Gjoncaj N, Reznicek G, Jurenitsch J, Glasl S, Kopp B
- P 238** Parthenolide and essential oil content in the aerial parts of *Tanacetum larvatum*
Tadić VM, Aljančić IS, Vajs VE, Milosavljević SM, Todorović N, Menković NR, Đorđević I, Godjevac D
- P 239** Simultaneous determination of monomeric and oligomeric alkannin and shikonin by HPLC-DAD-APCI-MS
Assimopoulou AN, Ganzera M, Stuppner H, Papageorgiou VP

LIST OF POSTERS

- P 240** An extract of *Ammi visnaga* L. prevents cell damage caused by oxalate
Vanachayangkul P, Byer K, Khan S, Butterweck V
- P 241** Computer-aided discovery of Smac-mimetics within the plant kingdom
Pfisterer PH, Schuster D, Rollinger JM, Langer T, Stuppner H
- P 242** Quantitative determination of alpha lipoic acid in dietary supplements using HPLC with different detection modes
Durrani AI, Schwartz H, Schmid W, Sontag G
- P 243** Changes in content of benzophenanthridine alkaloids in three species of the family *Papaveraceae* during the vegetation period
Suchomelova J, Taborska E
- P 244** Essential oil content and composition of German Chamomile affected by age of seedling and date of sowing
Rafieolhossaini M, Adams A, De Kimpe N, Van Damme P
- P 245** Influence of polysaccharides from *Viscum album* L. on human dermal fibroblasts *in vitro*
Craciunescu O, Balan M, Gherghina E, Moldovan L
- P 246** Simultaneous determination of oenothien B and quercetin glucuronide in aqueous extract of *Epilobii angustifolii* herba
Bazylko A, Kiss AK, Kowalski J
- P 247** Synthesis of a putative substrate for malonyl-coenzyme A: 21-hydroxypregnane 21-O-malonyltransferase, an enzyme involved in cardenolide formation, and development of an HPLC method for the quantification of its malonylated derivative
Kuate SP, Pádua RM, Poumale HMP, Kreis W
- P 248** Antioxidant activities and DNA fingerprint of varieties *Lotus* stamens
Phonkot N, Wangsomnuk PP, Aromdee C
- P 249** Chemical constituents of the rhizomes of *Curcuma* spp. (Wahn Mahamek) and DNA fingerprints
Aromdee C, Polrat S, Wangsomnuek P, Kittiwongsunthorn W
- P 250** Determination of haematoxylin and brazilin in *Caesalpinia sappan* extract from various locations in Thailand by high performance liquid chromatography
Temsirirakkul R, Punsrirat J, Ruangwises N, Wongkrajang Y, Nakornchai S
- P 251** *Withania somnifera* HPLC-PDA method validation
Penman K, Briski T, Bone K, Agarwal A, Murali B, Mundkinajeddu D, Mayachari A, Shenoy R, Lehmann R
- P 252** NMR studies found that a commercially supplied standard reference purported to be Withanolide D was instead Withanolide A
Penman K, Bone K, Hayes P, De Voss J, Agarwal A, Murali B, Mundkinajeddu D, Mayachari A, Shenoy
- P 253** LC-MS analysis of alkalimides in *Echinacea purpurea* and *Echinacea pallida* cultivated in Turkey
Kartal M, Kan Y, Gülpinar AR
- P 254** Analysis of galanthamine and related alkaloids in plant extracts and during the purification process by GC-MS
Berkov S, Codina C, Viladomat F, Bastida J
- P 255** Direct metabolic fingerprinting by NMR spectroscopy as a new method for the analysis of herbal tinctures
Politi M, Prieto JM, Heinrich M
- P 256** The potential of PCR-related methods to identify medicinal plants in herbal medicinal products
Kersten T, Daniel C, Koenig G, Knoess W
- P 257** Accumulation of phenolic compounds by *in vitro* cultures of Spanish Sage (*Salvia lavandulifolia* L.)
Braga PSC, Andrade PB, Gonçalves RFG, Valentão P, Seabra RM, Fernandes-Ferreira M
- P 258** A simple HPLC-method for the quality assurance of Noni (*Morinda citrifolia* L.) juice
Basar S, Westendorf J

LIST OF POSTERS

- P 259** A rapid TLC screening method for the quality control of *Sedum acre* L. homeopathic tinctures
Gehrmann B, Melzig MF
- P 260** Flavonoid and polyphenol content of *Aloe vera* (*Aloe barbadensis* MILL.) flowers and their *in vitro* antioxidative capacity
Keyhanian S, Stahl-Biskup E
- P 261** Antioxidant activity, phenolics and flavonoid content of some selected Romanian medicinal plants
Alexandru V, Balan M, Gaspar A, Coroiu V
- P 262** Nanosystems with taxifolin for solid dosage form and its bioavailability *in vitro*
Urakova I, Pozharitskaya O, Shikov A, Makarov V, Tikhonov V
- P 263** Self-microemulsifying drug delivery systems as nanosystems for bioavailability enhancement of taxifolin *in vitro*
Karlina M, Pozharitskaya O, Shikov A
- P 264** Comparison of ginkgolide, bilobalide and flavonoid content in tea from *Ginkgo biloba* leaf tea-bags with standardized dry extract drugs
Kosman V, Pozharitskaya O, Urakova I
- P 265** Cascade obtainment of bioactive compounds from *Plantago lanceolata* L. cultivated in Romania
Pintilie G, Paraschiv I, Manaila N, Ocnaru D, Armatu A, Colceru S, Pirvu L, Rughinis D, Nita S
- P 266** Antioxidant activity of compounds in *Euphrasia officinalis* L. – reevaluation of a traditional medicinal plant
Blazics B, Kéry Á
- P 267** Anti-inflammatory and anti-leukemic activities of the flower extracts from Thai medicinal plants
Noysang C, Schmidt K, Efferth T., Luanratana O, Bauer R
- P 268** The mercury concentration in particular parts of *Taraxacum officinale* (Dandelion) in different areas of Slovakia
Kimáková T, Bernasovská K
- P 269** Active constituents profiling of *Rhodiola rosea* L.
Egger P., D'Ambrosio M, Aiello N, Contrini C, Fusani P, Scartezzini F, Vender C
- P 270** Spectrophotometric determination of acteoside in the herbal drugs *Plantaginis lanceolatae folium* and *Plantaginis majoris folium*
Gašpar Randić Z, Maleš Ž
- P 271** The LC-ESI/MS/MS determination of procyanidins in grape seed extracts
Janda B, Stochmal A, Oleszek W
- P 272** Evaluation of phenolic compounds in *Sempervivum tectorum* L.
Alberti Á., Szöke É., Kéry Á.
- P 273** Phenolics as radical scavengers in *Plantago* species
I. Beara, E. Jovin, B. Bozin, N. Mimica-Dukic
- P 274** Comparison of biological activity and composition of extracts from *Rhaponticum carhamoides* grown on Polish and Siberian plantations
E. Biskup, B. Szyndlarz, J. Kumirska, M. Golebiowski, P. Stepnowski and E. Lojkowska
- P 275** Phenolic content of a commercial *Sambucus nigra* preparation
C. Chrubasik, T. Maier, A. Schieber
- P 276** Prantschimgin content of a methanolic extract of the roots of *Ferulago platycarpa* Boiss. & Bal. (Umbelliferae)
E. Şatır, M. Coşkun
- P 277** cancelled
- P 278** Isoflavone characterization in different genotypes of soybean
Čeran V., Miladinović J., Cvejić J.

LIST OF POSTERS

- P 279** Exploring chemical differences in five subpopulations of *Hieracium pilosella* L. by HPLC-ESI-MS/MS and comparison with genetic variability
Michele D'Ambrosio, Petra Egger, Antonio Guerriero, Matteo Komjanc, Elena Zini
- P 280** Metabolomic fingerprinting of medicinal plants using H NMR and HPLC/ELSD in combination with PCA
Daniel C, Kersten T, Kehraus S, König GM, Knöß W
- P 281** Seasonal changes and water stress effects on ambrosin and damsin of *Ambrosia maritima* plant
El-Mergawi R .A., Mahassen Sidky M.A.
- P 282** Identification of undeclared synthetic drugs in herbal products commercialized in Brazil
Moritz, M.I.G., Lang, K.L., Baratto, L., Caro, M.S.B., Falkenberg, M., Schenkel, E.P.
- P 283** The efficiency comparison of ramentaceone isolation from *Drosera aliciae* plants using normal and reversed- phase preparative liquid chromatography techniques
E. Gilgenast, G. Romanik, A. Maciejewska, A. Królicka, M. Kamiński
- P 284** Carotenoid content of the flower of tansy (*Tanacetum vulgare* L.)
Horváth Gy, Turcsi E, Molnár P, Szabó LGy, Deli J
- P 285** Qualitative and quantitative analysis of components of some Senegalese essential oils by GC-MS and nuclear magnetic resonance spectroscopy
Dall'Acqua S., Campesato L., Innocenti G.
- P 286** Isolation and identification of carotenoids in the fruit of cornelian cherry (*Cornus mas* L.)
Horváth Gy, Turcsi E, Molnár P, Szabó LGy, Deli J
- P 287** Characterization and determination of compounds in willow bark using HPLC-MS and mf-MELDI-MS
S. Kasemsook, G. Stecher, T. Sultana, M.A. Hashir, G. Abel, M. Popp, G.K. Bonn
- P 288** Pressurized liquid extraction of tectoridin and tectorigenin in *Belamcanda chinensis* and pressurized water extraction of phylodulcin in *Hydrangea macrophylla*
Lee HJ, Um BH, Yoon KD, Kim J, Kim CY
- P 289** Determination of allantoin in Dioscoreae Rhizoma by HPLC using CN Column
Yoon KD, Chin YW, Yang H, Yang MH, Ryu MY, Nam SI, Park JH, Kim J
- P 290** New solid phase materials for phytoanalytical purposes
Krieg C., Stecher G, Popp M, Abel G, Bonn G
- P 291** Chemical investigation of the Azorean *Lepidium sativum* seeds as a phytonutrient alternative for rheumatic diseases
Lima E, Baptista J
- P 292** The metabolism of *Lonicera japonica* by artificial gastric juice
L. Lin, Z. Wang, C. Li, W. Wang
- P 293** Variation of the morphological characteristics and active principles in wild and cultivated *Gentiana lutea* L. from Romania
Maria Tanase, Camelia Sand, Dana Bobit, Dumitru Lazurca, Mioara Boncut, Constantin-Horia Barbu, Mihai Radu Pop
- P 294** Free radicals scavenging and hepatoprotective activities of the Rwandese medicinal herb, *Crassocephalum vitellinum* and composition of the essential oil
Mukazayire MJ, Faes M, Allaey V, Tomani JC, Buc Calderon P, Chalchat JC, Duez P
- P 295** Anti-inflammatory activity of a new triterpenoidal saponin from *Bauhinia variegata* Linn. (Fabaceae)
Mohamed MA, Rabee M
- P 296** Determination of carbohydrates in medicinal plants – comparison of different techniques
Nasimullah Qureshi M, Stecher G, Abel G, Popp M, Bonn GK
- P 297** Quantitative analysis of capsaicin in *Capsicum frutescens* L. by ¹HNMR
Nazari F, Nejad Ebrahimi S, Talebi M, Kazemizadeh Z, Hamzehloei A, Shabani S

LIST OF POSTERS

- P 298** Flavonoids of horse chestnut seeds
Kapusta I, Janda B, Stochmal A, Oleszek W
- P 299** Development and densitometric standardization of *Convolvulus pluricaulis* containing herbal medicinal products by quantification of marker compound
Patil UK, Dixit VK
- P 300** The amount of secondary metabolites in cultivated *Gentiana lutea* L.
Radanović D, Nastovski T, Janković T, Šavikin K, Menković N, Zdunić G
- P 301** An improved HPLC method for the analysis of diterpenoid glycosides in *Stevia rebaudiana*
Hoekstra B, Schaneberg B
- P 302** HPLC evaluation of water-soluble extracts of *Chamaenerion angustifolium* L. and *Pentaphylloides fruticosa* L.
Shikov A., Poltanov E., Pozharitskaya O., Dorman D.H.J., Makarov V., Tikhonov V., Hiltunen R.
- P 303** Bioactive Constituents of the edible wild mushrooms *Gomphus clavatus* and *Lactarius salmonicolor*
M. Makropoulou, G. Athanasakis, N. Aligiannis, N. Fokialakis, Z. Gonou, H. Pratsinis, Skaltsounis A.L.
- P 304** *Medicago sativa* and *Medicago truncatula* as plant sources of the chemopreventive flavone tricrin
Stochmal A, Kowalska I, Oleszek W
- P 305** Indigo naturalis: Qingdai, a TCM monograph proposed for the European Pharmacopoeia (Ph. Eur.)
Willem van der Sluis, Johan Toren, Charles van Alphen, Dries de Kaste
- P 306** Qualitative and quantitative analysis of multiple galloyl derivatives of quinic acid from medicinal plant *Galphimia glauca* Cav. using HPLC-ESI-MS.
T.Sultana, G. Stecher, G. Abel, M. Popp, G.K. Bonn
- P 307** Quality relevant compounds in homeopathic mother tinctures - Isolation and characterisation of 3,5- and 4,5-dicaffeoylquinic acid
C. Weiß, D. Schnädelbach, D. Manns
- P 308** Swertisin chemotype of passionflower (*Passiflora incarnata* L.)
Wohlmuth H, Penman KG, Pearson T, Lehmann RP
- P 309** Rapid determination of nonsteroidal anti-inflammatory properties of alpine medicinal plants (NAIP)
Marcon N, Berthouzoz S, Zonneville F, Grogg AF
- P 310** Evaluation of phytochemical markers characterising cultivated and wild mullein flowers (*Verbascum phlomoides* L.)
Bodor Zs., Alberti Á., Zsarnóczai J., Kéry Á., Németh É.

4. Medicinal plants in animal healthcare

- P 311** Detection of essential oil compounds in different animal tissues after feeding a phytogetic feed additive to pigs
Zitterl-Eglseer K, Wetscherek W, Stoni A, Kroismayr A, Windisch W
- P 312** Effect of fresh garlic supplements on serum cholesterol levels of broiler chickens
Lijuan W, Kupittayanant S, Yoohat K, Kupittayanant P, Chunlun S, Papirom P
- P 313** Search for potential plant extracts in the prevention/treatment of dental caries in animals: GTF inhibition is a poor predictor of biofilm inhibition by plant extracts
Honraet K, Thas O, Apers S, Cimanga K, Pieters L, Vlietinck A.J., Nelis H.J.
- P 314** Antimicrobial activity of the essential oil from *Salvia officinalis* L. against selected pathogenic microorganisms in piglets
Taylorova B, Poracova J, Salamon I, Blascakova M
- P 315** Serum biochemical parameters in piglets after the application of essential oils
Poracova J, Salamon I, Taylorova B, Zahatnanska M, Sutiakova I

LIST OF POSTERS

- P 316** Anthelmintic effects of certain Czech medicinal plants on *Ascaris suum* and *Trichostrongylus colubriformis*
Urban J, Kokoska L, Langrova I
- P 317** *Veratrum album* L. – Total alkaloid extract with use in veterinary medicine
Ionescu E, Mihailescu R., Chiriac M., Tebrencu C.
- P 318** *In vitro* macrophage activation by organic waste materials
Klaus Teichmann, Alfred Klimitsch, Gerd Schatzmayr
- P 319** Histopathological evaluation of honey's effect in treatment of experimental wounds in dogs
Babak Esmaeelian, Yousef Yari Kamran, i Mohamad Mehdi Naderi, Massoud Amanlou
- P 320** Effects of vegetable by-products on basic parameters of porcine caecal microbial metabolism in a modified Colon Simulation Technique (COSITEC)
Mader A, Zentek J
- P 321** Murciano-Granadina goat feeding with aromatic plant by-products. Effect on the milk production and presence of polyphenols in "Al Vino" Murciano goat cheese
Jordán, M.J., Martínez, C., Moñino, M.I., López, M.B., Ferrandini, E., Lafuente, A., Sotomayor J.A.
- P 322** Segureña sheep feeding with the distillate from rosemary (*Rosmarinus officinalis* L.). Polyphenolic components in lamb meat and their effect on the meat stability
Moñino, M.I., Martínez, C., Sotomayor, J.A., Lafuente, A., Gamaza, A.M., Jordán, M.J.
- P 323** Identification of polyphenolic components in Murciano-Granadina goat milk and suckling goat kid plasma
Martínez, C., Jordán, M.J., Moñino, M.I., Lafuente, A., Quílez, M., Sotomayor, J.A.

5. Phytochemistry and structure elucidation of natural products

- P 324** Impact of analysis method on anthocyanin content of elderberry products
C. Chrubasik, T. Maier, M. Luond, A. Schieber
- P 325** Persicaosides A-D, polar secondary metabolites of *Ferula persica* roots
Iranshahi M, Schneider B, Mojarab M, Sadeghian H, Hanafi-Bojd MY
- P 326** Isolation, structure elucidation, cytotoxicity and anti-adhesive properties of proanthocyanidins from *Rumex acetosa* L.
J.Anke, F. Petereit, A. Hensel
- P 327** Chemical Investigation of *Opuntia tuna* Mill growing in Egypt
Wafaa A. Tawfik, Abdelaatty A. Shahat, Nahed M. Hassan, Nahla S. Abdelazim, Shams I. Isma, Faiza M. Hammouda
- P 328** Spiciflorin: a novel clerodane from *Cleidion spiciflorum* (Euphorbiaceae)
Anake Kijjoa, Wree Naengchomng, Werner Herz
- P 329** Mosquito larvicidal activity of essential oils of *Cymbopogon citratus* and *Thymus vulgaris* grown in Cameroon
E. G. Nkouaya Mbanjo, F. Tchoumboungang, P. M. Jazet Dongmo, M. L. Sameza, P. H. Amvam Zollo, C. Menut and J. M. Bessièrè
- P 330** Constituents of *Polyalthia jucunda* and their cytotoxic effect on human cancer cell lines
Ing-On Mondranondra, Areerat Suedee, Anake Kijjoa, Madalena Pinto, Nair Nazareth, Maria São José Nascimento, Werner Herz
- P 331** Phytochemical and bioactivity investigations of *Macfadyena unguis-cati* L. (Bignoniaceae).
Aboutable, EA, Hashem, FA, Sleem, AA, Maamoon, AA.
- P 332** Seasonal changes of glucosinolates in *Isatis* leaves, and effect of harvest regimen and post-harvest treatment
Suter K, Mohn T, Hamburger M
- P 333** Elicitation of tropane alkaloid synthesis in root culture of *Hyoscyamus* by hydrogen peroxide and ascorbic acid
Zayed R.

LIST OF POSTERS

- P 334** Phytochemical and biological investigation of *Echium sericeum* (Vahl) growing in Egypt
Radwan, H.M., Shams, K.A., Mohamed, W.A and Ismail, I.A.
- P 335** A new decomposition product of dihydroartemisinin
Dhooghe L., Van Miert S., Jansen H., Vlietinck A., Pieters L.
- P 336** Identification of TLC markers and quantification by HPLC-MS of various constituents in Noni fruit powder and commercial Noni-derived products
Potterat O., von Felten R., Dalsgaard P., Hamburger M.
- P 337** Phytochemical and biological investigations on *Halocnemum strobilaceum* (Chenopodiaceae)
Radwan H.M., Shams K.A.
- P 338** New diterpenoids from *Tricalysia dubia*
Koichi Takeya, Koichi Nishimura, Yukio Hitotsuyanagi, Haruhiko Fukaya, Yutaka Aoyagi, Tomoyo Hasuda, Takeshi Kinoshita
- P 339** Psychotropic constituents of *Mentha aquatica* L.
J. Van Staden, G.I. Stafford, J.P. Almqvist, S.A.K. Vangsøe, H.T. Olsen, S. B. Christensen, A. Adersen, A.K. Jäger
- P 340** Sensitive and selective quantification of ruscogenin and neoruscogenin by liquid chromatography with mass spectrometry detection
Vlase L., Balica G., Crișan G., Tâmaș M., Leucuta S.E.
- P 341** Composition of the essential oil of *Origanum vulgare* L. ssp. *vulgare* from various countries
Raal A., Arak E., Orav A.
- P 342** Biosynthesis of hyperforins from amino acid precursors in *Hypericum perforatum*
Karppinen K., Hokkanen J., Tolonen A., Mattila S., Hohtola A.
- P 343** Essential oil from fruits and leaves of *Schinus areira* L. with acetylcholinesterase inhibitory activity
Vela Gurovic MS, Murray AP, Ferrero AA
- P 344** Identification of alkaloids from fumariaceous plants
Meyer A., Relius K., Imming P.
- P 345** New flavonoid triglycosides from *Anthyllis hermanniae*
Halabalaki M., Paschali A., Mitakou S., Skaltsounis A-L.
- P 346** HPLC-MS-Analysis of flavonoid-C-glycosides in the Mongolian medicinal plant *Dianthus versicolor*
Obmann A., Radovic T., Kletter C., Glasl S.
- P 347** The new “green” methodology for isolation of natural products from medicinal plants utilizing a mechanochemical approach.
Pankrushina N., Lomovsky O., Boldyrev V.
- P 348** Multidisciplinary approach to the colour of pumpkin seed oil
Samo Kreft, Damjan Janeš, Marko Kreft
- P 349** Cytotoxic activity of aqueous extract from *Holodiscus discolor* (Pursh) Maxim. leaves
Mrižová M., Laciková L., Haladová M., Eisenreichová E., Grančai D., Ficková M.
- P 350** Optimized isolation and structural characterization of biologically active sulfated polysaccharides from the red alga *Delesseria sanguinea* (Hudson) Lamouroux
Grünewald N., Alban S.
- P 351** A simple HPLC-method for the separation of oligofructans
Breit U., Blaschek W.
- P 352** Characterization of the carbohydrate moiety of arabinogalactan-proteins from *Avena sativa* L., *Secale cereale* L. and *Triticum aestivum* L., isolated with Yariv reagent
Göllner E.M., Classen B., Blaschek W.

LIST OF POSTERS

- P 353** Butenolide ring formation in cardenolide biosynthesis: Spontaneous cyclization of pregnane-21-O-malonyl hemiesters
Pádua RM, Waibel R, Kuate SP, Riedl PK, Gmeiner P, Kreis W.
- P 354** Arabinogalactan-proteins in roots of *Echinacea purpurea*: Structural investigations and microscopic localization by immunofluorescent labelling
Bossy A, Blaschek W, Classen B
- P 355** Efficient extraction of essential oils from fruits of *Pimpinella anisum* L. with milk
Bossy A, Blaschek W
- P 356** Amount of antioxidative compounds in herbs of *Calluna vulgaris* (L.) HULL originating from three different altitudes
Rieger G, Müller M, Guttenberger H, Bucar F
- P 357** Seasonal variations of biologically active sulfated polysaccharides extracted from the red alga *Delesseria sanguinea* (Hudson) Lamouroux from the Baltic Sea
Grünewald N, Alban S
- P 358** Study on chemical constituents of the Mongolian medicinal plant *Scorzonera radiata*
Yao Wang, RuAngelie Edrada, Nanzad Tsevegsuren, Werner E. G. Müller, Victor Wray, Wenhan Lin, Peter Proksch
- P 359** A novel dimeric proanthocyanidin 3-O-glucoside from *Quercus ilex* L. (Fagaceae)
Karioti A, Bilia AR, Skaltsa H
- P 360** Secondary metabolites from the pericarps of *Juglans regia*
Kavroulaki E, Karioti A, Bilia AR, Skaltsa H
- P 361** Antimicrobial activity of sesquiterpene lactones from *Centaurea pullata* L., growing wild in Algeria.
Djeddi S, Karioti A, Sokovic M, Stojkovic D, Skaltsa H
- P 362** Sesquiterpene lactones of *Centaurea grisebachii* (Nyman) Heldr. ssp. *grisebachii* from Greece
Djeddi S, Karioti A, Skaltsa H
- P 363** Phytochemical investigation of the endemic species *Marrubium thessalum* Boiss. & Heldr.
Argyropoulou C, Karioti A, Skaltsa H
- P 364** *Serratula wolfii*, as a source of new ecdysteroids
Erika Liktör-Busa, András Simon, Mária Báthori
- P 365** Estrogenic properties of traditional Cameroonian medicinal plants
Vollmer G, Njamen D
- P 366** Hairy roots of *Ruta graveolens* L. - a rich source of coumarins and furanocoumarins
M. Sidwa-Gorycka, A. Orlińska, E. Maliński, A. Bugalska, E. Lojkowska, A. Krolicka
- P 367** Protein fractions in some Macedonian edible Boletaceae mushrooms
Bauer Petrovska B, Kulevanova S, Ugrinova L, Kirovska Cigulevska O
- P 368** Prenylated flavonoids with antioxidative activity from *Epimedium koreanum* Nakai
Eul-Shil Kim, Hyun-Koo Kang, Young-In Park, Mi-Sook Dong, Ha-Sook Chung
- P 369** The composition of a flavonoid complex from *Larix* wood (Pinaceae). The stereochemistry of dihydroquercetin
Kolesnik Y.A., Demyanovich V.M., Tashlitsky V.N, Tikhonov V.P, Titova E.V., Shmatkov D.A.
- P 370** Analysis of buckwheat (*Fagopyrum esculentum*) aroma compounds with GC-MS
Damjan Janež, Dragana Kantar, Helena Prosen, Samo Kreft
- P 371** Compounds from *Salvia ringens* Sibth. et Sm. with cytotoxic activity
Janicsák G, Hohmann J, Nikolova M, Genova E, Zupkó I, Forgo P, Máthé I
- P 372** Unusual cystine lyase activity of alliinase isolated from *Allium sativum*: direct formation of polysulphides
Keusgen M

LIST OF POSTERS

- P 373** Iridoids from *Scutellaria albida* ssp. *albida*
Gousiadou C., Karioti A., Heilmann J., Skaltsa H
- P 374** The phytochemical evaluation of some extracts of *Ocimum* sp.
Gille E., Danila D., Stanescu U., Hancianu M.
- P 375** Anti-inflammatory and gastroprotective activity of *Hypericum perforatum* oil extracts
Zdunić G., Godevac D., Milenković M., Šavikin K., Petrović S
- P 376** Bioactive metabolites from the fungal endophyte *Alternaria* sp. and their detection in the host plant *Polygonum senegalense*
Aly A H., Edrada R A., Wray V., Müller W E G., Proksch P., Ebel R
- P 377** Two novel glycosides from *Morus alba* L. - a new antidiabetic constituent of the plant?
Hunyadi A., Báthori M., Simon A., Szendrei K
- P 378** Isolation of unique ecdysteroids from the *Ajuga reptans* var. *reptans*
Mária Báthori, Attila Hunyadi, András Simon, Gábor Tóth, László Polgár, Imre Máthé
- P 379** Isoflavones with estrogenic activity from *Dalbergia parviflora* Roxb.
Monthakantirat O., Umehara K., Matsushita A. Terada E., De-Eknamkul W., Miyase T., Warashina T., Noguchi H.
- P 380** Chemical investigation of some *Capparis* species growing in Egypt and their antioxidant activity
Ahmed R. Hamed, Nahla S. Abdel-Azim, Shams I. Ismail, Faiza M. Hammouda
- P 381** Secondary metabolites from *Eremostachys laciniata*
Çalış İ., Güvenç A., Armağan M., Koyuncu M., Gottfredsen CH, Jensen SR
- P 382** Natural and synthetic indirubins as potent and selective inhibitors of the protozoan parasite *Leishmania donovani*
Xingi E, Smirlis D, Bisti S, Myrianthopoulos V, Magiatis P, Meijer L, Mikros E, Skaltsounis AL, Soteriadou G
- P 383** Isolation and characterization of a new dibenzofuran from *Hypericum revolutum* ssp. *revolutum* Vahl
Winnie Ka Po Shiu, Simon Gibbons
- P 384** New dammarane triterpenes from *Gardenia aubryi* VIEILL.
Grougnet R., Magiatis P, Mitaku S, Skaltsounis AL, Cabalion P, Tillequin F, Michel S
- P 385** New peltogynoids from *Ficus sycomorus* L.
A Ahmadu, R. Grougnet, P. Magiatis, A.-L. Skaltsounis, F. Tillequin.
- P 386** Myrceneoic acid – a labdane diterpene with activity against *Staphylococcus aureus* and *Propionibacterium acnes*
E. Smith, S. Gibbons
- P 387** An ent-kaurane diterpene from *Mikania laevigata* (Asteraceae)
Baratto, L., Schenkel, E.P., Falkenberg, M.
- P 388** Antioxidant activity of polyphenolic compounds isolated from the bark of *Trichilia catigua*
Resende FO, Rodrigues-Filho E, Petereit F, Mello JCP
- P 389** New phenylethanoid glycosides from *Globularia alypum*
Kırmızıbekmez H, Piacente S, Bassarello C, Çalış İ
- P 390** Identification of the AhR ligand indolo[3,2-b]carbazol as a metabolite of *Malassezia furfur* strains isolated from diseased skin
Stathopoulou K, Magiatis P, Gaitanis G, Alexopoulos E, Velegaki A, Bassukas I, Skaltsounis AL
- P 391** The effect of the extraction and processing methods on the alkaloid composition of roots of *Aconitum carmichaeli*
Dezső Csupor, Martin Strömberg, Lars Bohlin, Karin Wölkart, Eva-Maria Wenzig, Judit Hohmann, Rudolf Bauer
- P 392** C₁₈ diterpene alkaloids from *Aconitum toxicum* Rchb.
Dezső Csupor, Peter Forgo, Károly Csedő, Judit Hohmann

LIST OF POSTERS

- P 393** Obtaining the bioactive compounds from *Geranium robertianum* and *Viscum album* L. in a concentrate form by ultrafiltration
Paun G., Neagu E., Moroeanu V., Gatea F. Radu G.L.
- P 394** Phytochemistry of *Sutherlandia microphylla*, an important South African medicinal plant
Olivier D K, Albrecht C A, van Wyk B-E, Van Heerden F R
- P 395** Anti-HIV activity of *Euphorbia hirta* L.
Andrea Vasas, Ágnes Gyuris, János Minárovics, Judit Hohmann
- P 396** Biological activity and novel cytotoxic curcuminoid from *Pleuranthodium racemigerum* – an Australian Zingiberaceae
Wohlmuth H, Deseo MA, Brushett DJ, MacFarlane G, Waterman PG, Stevenson LM, Leach DN
- P 397** Modulation of multidrug resistance of cancer cells by sesquiterpene esters from *Euonymus* species
Judit Hohmann, Helga Engi, Joseph Molnár
- P 398** Comparative analyses on fatty acid composition of bioactive organic extracts from different anatomical organs of five Turkish *Rhododendron* species
Tasdemir D, Cartagena M, Carballeira NM
- P 399** Composition of essential oil of the fruits and roots of *Prangos denticulata* Fisch. & Mey. (Umbelliferae) growing in Turkey
C. S. Kılıç, M. Coşkun, H. Duman, B. Demirci, K.H.C. Başer
- P 400** New cytotoxic α -pyrone derivatives from the sponge-derived fungus *Petriella* sp.
R. Ebel, F. Riebe, P. Proksch, B. Schulz, W. E. G. Müller
- P 401** Antimicrobial, antinociceptive and anti-inflammatory activity studies on *Pseudevernia furfuracea*
Güvenç A, Küpeli E, Yıldız S, Çaliş İ
- P 402** Composition of the volatiles from flowers of *Bystropogon maderensis* Webb by SPME
Castilho PC
- P 403** Martynoside, forsythoside B, ladanein and 7- α -acetoxy-royleanone from *Ballota nigra* L.
Enikő Tóth, Gábor Tóth, Imre Máthé, Gerald Blunden
- P 404** Cytotoxic abietane diterpenes from *Gelonium aequoreum*
Chang FR, Lee CL, Hsieh PW, Chiang MY, Wu CC, Huang ZY, Lan YH, Chen M, Wu YC
- P 405** Chemical constituents from *Scabiosa hymettia* Boiss. & Spruner
C. Christopoulou, K. Graikou, I. B. Chinou
- P 406** Two novel compounds from *Ardisia punctata* Lindl.
Li Chun, Sun You-fu, Brantner AH
- P 407** Resveratrol oligomers from *Vitis Vinifera* L. stems
H. Amira-Guebailia, T. Richard, S. Rouaiguia, P. Waffo Tuego, J.C Delaunay and J.M.Mérillon
- P 408** Flavonoids from *Sonchus erzincanicus* Matthews
U. Özgen, H.G. Sevindik, C. Kazaz, D. Yiğit, A. Kandemir, H. Seçen
- P 409** Induced proliferation arrest of a non-small cell lung carcinoma cell line (NSCLC-N6) by a new 4-phenylcoumarin
Moreau D., Jacquot C., Chinou I, Tomasoni C, Jugé M, Séraphin D, Duval O, Guilet D, Richomme P, Roussakis C
- P 410** Potent antimicrobial compounds from the Australian medicinal plant *Eremophila duttonii* (F. Muell.) (Myoporaceae)
G. Jones, J. Smith, K. Watson, D. Tucker
- P 411** Securidacaxanones B and C, xanones from *Securidaca longepedunculata* (Polygalaceae)
Meli AL, Ngninzeko FN, Castilho PC, Wansi JD, Kuete V, Lontsi D, Beng VP, Choudhary MI, Sondengam BL
- P 412** Labdane-Type diterpenes from *Cistus creticus* L.
Z. Güvenalp, L.Ö. Demirezer, A.Kuruüzüm-Uz, C. Kazaz

LIST OF POSTERS

- P 413** Fibroblast growth stimulation by Henna extract
A. Hacimüftüoğlu, M. İkbāl, U. Özgen, H. Doğan, H.G. Sevindik, F. Göçer
- P 414** Synthesis of prenylated hop chalcones and evaluation of their cytotoxic activity
Vogel S, Heilmann J
- P 415** KIOM-79 prevents apoptotic cell death and AGEs accumulation in the retina of diabetic db/db mice
Kim Y.S., Sohn E.J., Lee H.Y., Kim C-S., Lee Y.M., Kim H.J., Kim J.S.
- P 416** Phytochemical study of the aerial parts of *Zygophyllum geslini*
Smati D, Mitaine-Offer A-C, Miyamoto T, Hammiche V, Lacaille-Dubois M-A
- P 417** New oleanane-type saponins from *Astragalus flavescens*
Avunduk S, Mitaine-Offer A-C, Miyamoto T, Alankus-Caliskan O, Lacaille-Dubois M-A
- P 418** Ecdysteroids from *Dioscorea dumetorum*
Sautour M, Canon F, Miyamoto T, Dongmo A, Lacaille-Dubois M.A
- P 419** Isolation and identification of neuroprotective compounds from *Machilus thunbergii*
Ma C.J, Lee K.Y, Yang H.K, Yoon J.S, Kim Y.C, Sung S.H
- P 420** Phytochemical investigation of *Dracopis amplexicaulis*
Blunder M, Schühly W, Kunert O, Bauer R
- P 421** A new flavonoid compound isolated from *Fagonia taekholmiana* and its carcinogenic evaluation
Lamyaa F., Ali E.
- P 422** Screening of some Solanaceae plants for cytotoxic activity, and isolation and structure elucidation of a new steroid from the active fraction of *Physalis divarivata* D. Don
F.Namjooyan M.E.Azemi, M.Mosaddegh, A.Cheraghali, F.Kobarfard, Andrea Porzel
- P 423** Eucalyptus species in Montenegro: Chemistry and antioxidant activity
E. Jovin, I. Beara, N. Mimica-Dukic, S. Grbovic, D. Bugarin, K. Balog
- P 424** Determination of astragaloside IV in *Astragalus mongholicus* using liquid chromatography electrospray ionization mass spectrometry
Woelkart K, Wenzig EM, Heydel B, Heubl G, Bomme U, Bauer R
- P 425** Identification of three new saponins in *Bupleurum fruticosens*
Díaz AM., Vegue E, Pont E, Bertoldi L, Bernabé M
- P 426** Phloroglucinol derivatives from two mediterranean *Hypericum* L. (Clusiaceae) species
Sara L. Crockett, Olaf Kunert, Rudolf Bauer
- P 427** Essential oils analysis of wild populations of *Achillea wilhelmsii* Koch. from two ecological conditions of Iran
Azizi M, Ghani A, Hassanzadeh Khayyat M, Pahlavanpoor AA
- P 428** Allelopathy of saffron – a biological control of *Phalaris minor*
Astaraei A. R.
- P 429** New compounds from *Fadogia agrestis* (Rubiaceae)
Díaz AM, Anero RC, Ollivier E, Balansard G, Bernabé M
- P 430** Furostanol glycosides from the roots of *Chlorophytum borivillianum*
Acharya D, Mitaine-Offer A-C, Kaushik N, Miyamoto T, Lacaille-Dubois M-A
- P 431** Influence of the climatic conditions on the volatile oil and active principles in Romanian wild *Arnica montana* L.
Sand C, Barbu C-H, Pop MR, Tanase M
- P 432** Chemical constituents and biological activity of the extracts from *Stemona pierrei*
Saijai A., Jatisatienr A., Pyne S.G.

LIST OF POSTERS

- P 433** Isolation and structure elucidation of novel antimalarial compounds from the Cameroonian spice *Scleria striatonux* De Wild (Cyperaceae).
Dohjinga K, Ndjoko K, Wittlin S, Akam M, Mbah J, Makolo F, Wirmum C, Efang S, Hostettmann K
- P 434** Osteoclast differentiation inhibitory activity of constituents from *Cephalotaxus koreana*
Yoon KD, Yang MH, Yang HJ, Han KR, Kim J
- P 435** Furanocoumarins from *Heracleum crenatifolium* Boissien.
F. Tosun, C. Akyüz Kızılay

6. Pharmacology, toxicology and clinical studies of natural products

- P 436** Anti-cancer agents from Formosan plants
Wu YC, Chang FR, Liaw CC, Lin AS, Wu CC
- P 437** *In vitro* screening of extracts from some Egyptian plants for their radical scavenging and oxidant reducing properties
Hamed A, Soltan M M, Zaki A K, Shahat A A, Fry J
- P 438** Hepatoprotective and immuno-stimulant effects of nutraceutical compounds from cartenoid origin
Enayat A. Omara, Hanan G. Zaharan, Somia A. Nada, Naglaa A. Shedeed
- P 439** Histomorphometric evaluation of bone tissue exposed to experimental osteoporosis with a natural extract
Enayat E. Omara, Nermen Saffie, Sayed A. Et-Toumy, Wafaa A. Aal
- P 440** *Aloe vera* preparation as potential food ingredients to reduce nutritional intake influence on feeding behaviour and response of an insect, *Spodoptera littoralis*, to glucose
S. Buchwald-Werner, M. S.J. Simmonds
- P 441** Anti-stress, anxiolytic and nootropic activity of roots of *Tylophora indica*
A.S.Wakade, M.P. Kulkarni and A.R. Juvekar
- P 442** Ameliorative effect of *Piper longum* fruits against experimental myocardial oxidative stress- induced injury in rats
A.S.Wakade, A.R.Juvekar, M.P. Kulkarni, A. S. Shah
- P 443** Antioxidant and cardioprotective effect of *Leptadenia reticulata* against adriamycin- induced myocardial oxidative damage in experiments rats
A.S.Wakade, A.R.Juvekar, R.C.Hole, R.S.Nachankar, M.P. Kulkarni
- P 444** Effects of *Kaempferia parviflora* supplement on semen production and reproductive system of boar
Kupittayanant S, Kupittayanant P, Lijuan W, Buddhakala N, Phaopongthai J
- P 445** Antidiabetic and antilipidemic potentials of the aqueous extract of fresh leaves of *Clerodendrum capitatum* in rats
Adeneye AA, Adeleke TI, Adeneye AK
- P 446** Protective effect of leaf and seed aqueous extract of *Phyllanthus amarus* on alcohol-induced hepatotoxicity in rats
Adeneye AA, Benebo AS, Agbaje EO
- P 447** Evaluation of the anticancer activities of two sesquiterpene lactones, millerenolide and thieleanin, isolated from plants of the Asteraceae family
Dupuy O, Bonilla J, Murillo R, Taylor P.
- P 448** Antidiabetic activity of a methanol extract of unripe fruits of *Diospyros peregrina* Gurke. (Ebenaceae) in streptozotocin induced diabetic rats.
Saikat Dewanjee, Anup Maiti, Mintu Kundu, Subhash C. Mandal
- P 449** Enhancement of agrostin toxicity by saponinum album is not based on stimulation of phagocytosis in differentiated U-937 cells as shown by flow cytometry
Weng A, Melzig MF

LIST OF POSTERS

- P 450** Antioxidant activity of extracts of *Cynomorium songaricum* and their neuroprotective effects against cytotoxicity induced by A β ₂₅₋₃₅ on SK-N-SH neuroblastoma cells
Lu Yi, Kristina Jenett-Siems, Matthias F. Melzig, Wang Qingguo
- P 451** Screening of some Yemeni medicinal plants for inhibitory activity against neutral endopeptidase
Rawiya Alasbahi, M. F. Melzig
- P 452** Studies on anti-proliferative effects of phthalides from *Ligusticum chuanxiong* in hepatic stellate cells
T.-F. Lee, Dr. Y.-T. Huang, Dr. Y.-L. Lin
- P 453** Study of free radical scavenging activity of extracts of leaves of *Bergenia* by HPTLC-DPPH• method
Ivanova SA, Pozharitskaya ON, Shikov AN, Makarov VG
- P 454** *Epilobium parviflorum* Schreb. - *in vitro* study of biological action
Hevesi T B, Houghton P J, Habtemariam S, Milligan S, Kalita Ch J, Purohit A, Kéry Á
- P 455** Anti-ulcer activity of aqueous ethanol extract of *Peperomia pellucida* in Sprague dawley rats
Abdul Hamid R, Zakaria Nand Zuraini A
- P 456** Aged garlic extract enhances endothelial nitric oxide release via increased tetrahydrobiopterin bioavailability
Papatheodorou L, Morihara N, Ide N, Koelle P, Weiss N
- P 457** Aged garlic extract inhibits CD36 expression and foam cell formation in human macrophages
Ide N., Morihara N, Papatheodorou L., Stimer R., Weiss N
- P 458** A gamma-glutamyl peptide from onion inhibits the development and activity of osteoclasts in vitro
Langos M, Hofstetter W, Dolder S, Felix R, Mühlbauer RC, Brenneisen R
- P 459** Ethnopharmacological and phytochemical studies of medicinal plants from Vanuatu
Bradacs G, Heilmann J
- P 460** Effect of safranal from *Crocus sativus* on extracellular hippocampal levels of glutamate and aspartate during kainic acid seizures in anesthetized rats
Hosseinzadeh H, Sadeghnia HR
- P 461** Molecular mechanism of action of stilbene compounds from *Cajanus cajan* leaves in cancer cell lines
Ashidi JS, Houghton PJ, Hylands PJ, Sieber S, Efferth T
- P 462** Effects of *Ficus asperifolia* Miq. and *Gossypium arboreum* L. extracts relevant to wound healing
Annan K, Houghton PJ
- P 463** *In vitro* and *in vivo* wound healing actions of *Paullinia pinnata* L.
Annan K, Houghton PJ, Govindarajan R
- P 464** Anti-tyrosinase activity of South African plant extracts
Lall N, Mapunya MB, Nikolova RV, Houghton PJ
- P 465** *In-vitro* and *in-vivo* wound healing properties of two plants from Ghana
Dickson RA, Houghton PJ, Govindarajan R
- P 466** *In vitro* hypoglycaemic and ACE inhibitory activities of *Marrubium radiatum* Devile ex Benth and *Salvia acetabulosa* L.: two traditional medicinal plants from Lebanon
Monica Rosa Loizzo, Rosa Tundis, Federica Menichini, Vitaliano Piccolo, Marco Bonesi, Filomena Conforti, Mariangela Marrelli, Giancarlo Antonio Statti, Antoine Mikael Saab, Marcello Nicoletti, Peter J Houghton, Francesco Menichini
- P 467** Synthesis and angiotensin converting enzyme (ACE) inhibition activity of chalcone derivatives
Marco Bonesi, Monica R. Loizzo, Rosa Tundis, Filomena Conforti, Federica Menichini, Mariangela Marrelli, Giancarlo A. Statti, Sylvie Michel, Francesco Menichini
- P 468** Comparative chemical composition, antioxidant activity and acetylcholinesterase inhibition of *Citrus medica* L. cv. Diamante and *Citrus bergamia* Risso
Federica Menichini, Monica Rosa Loizzo, Rosa Tundis, Marco Bonesi, Filomena Conforti, Mariangela Marrelli, Giancarlo

LIST OF POSTERS

- P 469** Cytotoxic extracts of *Salsola oppositifolia* Desf. (Amaranthaceae) against non-small lung carcinoma (CORL-) and melanoma (C) cells
Rosa Tundis, Monica Rosa Loizzo, Marco Bonesi, Filomena Conforti, Federica Menichini, Mariangela Marrelli, Giancarlo Statti, and Francesco Menichini
- P 470** Antioxidant activity of *Capparis ovata* Desf. and *Cynara cardunculus* L. ssp. *cardunculus*.
Mariangela Marrelli, Filomena Conforti, Rosa Tundis, Monica Rosa Loizzo, Marco Bonesi, Federica Menichini, Antonella Vaccaro, Giancarlo Statti, Massimo Curini, Francesco Menichini.
- P 471** Neuroprotective effects of a butanol fraction prepared from *Opuntia ficus-indica* var. *saboten*
Changbae Jin, Seo Yun Jung, Sang Min Lee, Hyoung Ja Kim, Jungsook Cho, Yong Sup Lee
- P 472** Protective properties of quercetin and luteolin from *Petasites japonicus* leaves against A β (25-35)-induced neurotoxicity in B103 cells
M.Jun, J.-M. Hur, E.-J. Yang, D.-G. Lee, S.-Y. Lee, K.-S. Song
- P 473** Hepatoprotective action of *Moringa oleifera* Lam
Uma NLG, Fakurazi S, Hairuszah I Mohanambal M, Taufik MHB, Zulkhairi A, Sukardi S, Ganabadi S and Bahaman AS
- P 474** Dual inhibition of metallopeptidases (ACE and NEP) by iridoids from *Ligustrum vulgare* L. leaf
A.K. Kiss, M.Derwińska, M.F. Melzig
- P 475** Subchronic 90-day oral toxicity study of *Chelidonii herba* in pigs
P. Kosina, J. Drabek, J. Vicar, J. Vostalova, J. Ulrichova, V. Simanek
- P 476** Biological activity of extracts from defatted seeds of *Oenothera paradoxa*
M. Derwińska, A.K. Kiss, M. Naruszewicz
- P 477** Evaluation of cytotoxicity, phototoxicity and genotoxicity from *Calceolaria chelidonioides* (Scrophulariaceae) flowers ethanol extract
Falcão, D.Q., Costa, E.R., Kuster, R.M., Nielloud, F., Vian, L., Menezes, F.S.
- P 478** Effects of Substance P and Neurotensin on the contractility of ileum of mice *in vitro*: Inhibition by plant extract STW 5 (Iberogast®)
D. Hagelauer, O. Kelber, D. Weiser, S. Laufer, H. Heinle
- P 479** Acetylcholinesterase inhibitor from *Cliitoria ternatea*
V. Kumar, K. Mukherjee, B. C. Pal, P. J. Houghton, P. K. Mukherjee
- P 480** Cognitive-enhancing activities of iridoid glycosides isolated from *Scrophularia buergeriana*
Jeong EJ, Lee KY, Kim SH, Ma CJ, Sung SH, Kim YC
- P 481** *In vitro* cytotoxicity and p-glycoprotein modulating effects of geranylated furocoumarins from *Tetradium daniellii*
Michael Adams, Anne Mahringer, Gert Fricker, Rudolf Bauer, Thomas Efferth
- P 482** Immunomodulatory activities of *Ganoderma sinense* and *Ganoderma* spores
Yue GGL, Fung KP, Leung PC, Lau CBS
- P 483** Free radical scavenging activity of mushrooms from order Polyporales
Kubikova K, Opletal L, Koleckar V, Polasek M, Jahodar L, Rehakova Z, Karlickova J
- P 484** Natural product-based screening for histone deacetylase inhibitors
Krasteva S, Heiss E, Dirsch V, Krenn L
- P 485** Influence of avocado seed fractions (*Persea americana* Mill.) obtained by HSCCC on human skin keratinocytes and fibroblasts: Differences of effects in regard of tested cell types
M. del R. Ramos-Jerz, S. Villanueva, A. M. Deters
- P 486** Evaluation of the antioxidant activity of several naturally occurring coumarins and their synthesized analogues
Rehakova Z, Cervenka F, Kubikova K, Karlickova J, Jahodar L, Saso L

LIST OF POSTERS

- P 487** Identification of plants with potential anti-diabetic effects by using a screening platform to recognize partial PPAR γ agonists
Kathrine B. Christensen, Ariane Minet, Henrik Svenstrup, Karsten Kristiansen, Kai Grevsen, Lars P. Christensen
- P 488** Comparative study of the analgesic effect of different phenylethanoid-based fractions from *Plantago lanceolata* L.
A. Armatu, I. Paraschiv, D. Ocnaru, G. Pintilie, N. Manaila, D. Rughinis, A. Segarceanu, I. Ghita, S. Nita
- P 489** Antioxidant and complement modulating activities of five essential oils
Pérez-Rosés R, Risco E, Vila R, Peñalver P, Cañigueral S
- P 490** The transport of GABA $_A$ -receptor modulators derived from *Valeriana officinalis* L.
Trauner G, Neuhaus W, Noe CR, Kopp B
- P 491** Grayanotoxin III shows microtubule-targeted activity
Popescu R, Konkimalla VB, Rürger B, Madlener S, Stark N, Krupitza G, Efferth T, Kopp B
- P 492** The anti-inflammatory extract from leaves of *Isatis tinctoria* (Ze 550) inhibits dose dependently the allergen induced airway-response in sensitized mice
A. Brattström, Maillet I, Schnyder B, Moser R, Ryffel B
- P 493** Free radical scavenging compounds in *Salvia halophila* Hedge and *S. virgata* Jacq. extracts using a postcolumn derivatization method
Muberra Kosar, Fatih Goger, K. Husnu Can Baser
- P 494** Pharmacological evidence of the mechanisms of action of *Phoradendron piperoides* Kunth (Viscaceae) aqueous extract
Rosilene M. Marçal, Dayse S. Almeida, Ana C. S. Carvalho
- P 495** Determination of polyphenols and antioxidant activity of *Melilotus off.* and *Elaeagnus angustifolia* L.
M. I. Hasan Agha, W. Blaschek
- P 496** Preliminary phytochemical screening, cytotoxicity and acute toxicity of *Aristolochia albida* ethanolic extract
Kamagaju L., Mukazayire M. J., Nyiligira J., Gnoula C., Mugiraneza J. P., Duez P.
- P 497** Protective effect of the flavonoid myricetin on glucose induced oxidative stress in Hep G cells
Petlevski R, Kostner GM, Frank S, Juretić D, Kalogjera Z
- P 498** Effect of *Butea superba* on penile erection and sperm production in rats
Jeenapongsa R, Tocharus C, Smitasiri Y
- P 499** Nephroprotective role of *Retama raetam* Webb & Berthel on gentamicin-induced acute renal toxicity in rats
Abdel Razik H. Farrag, Sayed A. El Toumy, Gamila S. Muhamed
- P 500** Effects of Neurapas® balance on sleep EEG, cognitive performance and mood: A double blind randomised cross-over study in healthy volunteers
M. Giesler, A. Thum, A. Haag, A. Wartenberg-Demand, G.P. McGregor, JC. Krieg, B. Kundermann, U. Hemmeter
- P 501** Trypanocidal, toxicological and hematological evaluation of *M. ciliata* in *T. brucei brucei* infected rats
Ogbunugafor H.A. Okochi V.I. Okpuzor J. Esue S.
- P 502** An extract from wild green oat improves rat behaviour
Tania Perrinjaquet-Mocchetti, Jochen Wolffgramm, Carla Wullschlegler, Carola Reinhard, Annette Schmidt, Andrea Heyne
- P 503** Effects of curcumin derivatives on tube-formation of rat lymphatic endothelial cells and intracellular signal transduction
Boonyarat C, Eua-areepichit A, Sakurai H, Saiki I, Vajragupta O
- P 504** Influence of the veratrum alkaloid veratridine, menthol and magnesium on catecholamine release at the ductus deferens and adrenal medulla
Jost S, Kretschmer N, Vierling W
- P 505** Preliminary investigation of antiproliferative and antioxidant activity of *Alnus incana* (L.) Moench and *A. viridis* (Chaix) DC.
Šavikin K, Zdunić G, Stanojković T, Juranić Z, Janković T, Menković N

LIST OF POSTERS

- P 506** Preliminary investigation of antiproliferative and antioxidant activity of methanolic extracts from leaves and flowers of *Cornus mas* L. and *Cotinus coggygria* L.
Janković T, Zdunić G, Šavikin K, Stanojković T, Juranic Z, Menković N
- P 507** Cytoprotectivity of plant extracts on doxorubicin and irinotecan-treated human peripheral blood lymphocytes
Kopjar N, Želježić D, Kosalec I, Bakmaz M, Jug M
- P 508** Investigation of *in vitro* activities of *Crocus sativus* styles extract relevant to Alzheimer's disease
Papandreou M, Kanakis C.D., Polissiou M, Efthimiopoulos S., Cordopatis P., Margarit M., Lamari F.N
- P 509** Antioxidant activity of methanol extracts of two Spanish Betulaceae species
Muñoz-Mingarro D, Acero N, Dominguez M T, Llinares F
- P 510** The analysis of the antioxidant compounds of *Melissa officinalis* L. in *in vitro* regenerated variants
Danila D., Gille E., Gatea Fl.
- P 511** Effect of *Marrubium globosum* ssp. *libanoticum* on intestinal motility
Gabriella Aviello, Daniela Rigano, Francesca Borrelli, Carmen Formisano, Sergio Rosselli, Felice Senatore, Maurizio Bruno
- P 512** Spasmolytic activity of *Phagnalon saxatile* (L.) Cass. on the isolated rat ileum
Gabriella Aviello, Daniela Rigano, Carmen Formisano, Raffaele Capasso, Angelo A. Izzo, Felice Senatore, Maurizio Bruno
- P 513** Pharmacokinetic evaluation of phytotherapeutic drops with *E.purpurea* extract
P. Guiotto, K. Woelkart, G.Grassi, B.Campisi, B. Perissutti, R. Bauer, D.Voinovich
- P 514** The effects of inhalation of essential oil odour from *Rosa damascena* Mill. on gerbils in two models of anxiety
Bradley BF, Starkey NJ, Brown SL, Lea RW
- P 515** TRPV antagonist activity of the extract and compounds from the fruits of *Tetradium daniellii*
Dóra Rédei, Csaba Vizler, László Pecze, Zoltán Oláh, Peter Forgo, Judit Hohmann
- P 516** Activity-guided isolation of antiproliferative compounds from *Achilleae collina*
Boglárka Csupor-Löffler, Zsuzsanna Hajdú, Borbála Réthy, István Zupkó, George Fakay, Péter Forgo, Judit Hohmann
- P 517** Acute and chronic toxicity studies of the aqueous extract of *Mezoneuron Benthamianum* Baill (Caesalpiniaceae).
Mbagwu, H.O.C, Adeyemi O.O
- P 518** Biphasic gastrointestinal activity of the aqueous root extract of *Talinum triangulare* Jacq. Willd (Portulacaceae)
Adeyemi, O.O., Oyeniyi, O.P., Mbagwu, H.O.C.
- P 519** Studies on the comparison of the constituents from Korean and Chinese *Cynanchum* spp. and their effects on the hyperlipidemia in rats
Juyeong Lee, Gabsik Yang, Ye-Jin Yoon, Byung-Hee Lee, Nak-Sul Seong, Inhye Ham, Ho-Young Choi
- P 520** Studies on the comparison of the constituents from *Bambusae caulis* in *Taeniam* and their effects on the hyperlipidemia in rats
Jin Tae, Gabsik Yang, Juyeong Lee, Jin-Bae Kim, Chan- Sung Bang, Jae-Jun Lee, Inhye Ham, Ho-Young Choi
- P 521** Antitumor activity of xanthanolides from *Xanthium italicum* Moretti
Adriána Kovács, Andrea Vasas, István Zupkó, Borbála Réthy, Peter Forgo, Judit Hohmann
- P 522** Prophylactic effect of the constituent of *Lyonia ovalifolia* against high fat diet-induced obesity rats
K. Kashima, Y. H. Yun, T. Fujikawa, H. Ina, H. Inoue, A. Kunugi
- P 523** New 4,12-dideoxyphorbol esters from *Euphorbia pannonica* Host.
Edvárd Sulyok, Dóra Rédei, György Dombi, Judit Hohmann
- P 524** Cytotoxic effects of polyacetylenes from *E. pallida* on human cancer cell lines and their bioavailability through Caco-2 cell monolayers
Chicca A., Pellati F., Matthias A., Adinolfi B., Benvenuti S., Bone K.M., Lehmann, R.P., Nieri P.

LIST OF POSTERS

- P 525** Diterpene alkaloids from *Aconitum anthora* and *A. moldavicum*
Botond Borcsa, Peter Forgo, Katalin Veres, Attila Molnár, Judit Hohmann
- P 526** Interactions of polyphenols with immobilized artificial membrane and human serum albumin determined by high performance liquid chromatography
Mornar A, Medić-Sarić M, Jasprica I, Krstulović A
- P 527** A new screening strategy for CNS active plants by early *in vivo* characterization
Pedersen ME, Vestergaard HT, Hansen S.L, Bah S, Stafford GI, van Staden J, Nielsen M, Jäger AK
- P 528** Apoptosis induction and cell cycle alterations by extract of *Pistacia atlantica* (*Baneh*) in comparison to tamoxifen in human breast cancer T47D cells
Yousef Yari Kamrani, Shamileh Fouladdel, Tina Asgari, Gholamreza. Amin, B. Esmaeelian, Ebrahim Azizi
- P 529** Evaluation of the anti-herpes simplex virus activity of *Thymus longicaulis* L. (Lamiaceae)
Matta M.K., Paltatzidou K., Triantafyllidou H., Lazari D.M., Karioti A., Skaltsa H., Panagiotidis C.A.
- P 530** Evaluation of the activity of traditional Greek medicinal plants against herpes simplex virus
Matta M.K., Sylignaki G.I., Lazari D.M., Panagiotidis C.A.
- P 531** Antioxidant activity of selected Peruvian medicinal plants used in Calleria District
Svobodova B, Kokoska L, Kutilkova L, Polesny Z
- P 532** Effect of two *Athamanta turbith* subspecies essential oils on some liver biochemical parameters in mice treated with carbon tetrachloride
A. Tomić, B. Božin, I. Samojlik, M. Milenković, N. Mimica-Dukić, S. Petrović
- P 533** Realgar-derived arsenic compounds induce anti-proliferation and apoptosis on cultured HaCaT keratinocytes
Lin ZX, Tse WP, Cheng CHK, Che CT
- P 534** Anti-inflammatory effect of Mongolia and Vietnamese medicinal plants against LPS-induced NO release in the RAW 264.7 cell
Qiu Hong Juan, Tuyagerel Batmunkh, Doan Thi Nga, Son Eun-Mi, Youn Hyun Joo, Lee Burm-Jong, Kyung Ah Koo
- P 535** Comparison of antiproliferative activities of ethanolic plant extracts of the Jordanian flora using MCF7 and A549 cells
Abu Dahab R, Afifi-Yazar F. U
- P 536** Evaluating CYP3A4 inhibitory activity of Echinacea extracts using NMR and multivariate data analysis
Modarai M, Wilson N, Politi M, Suter A, Kortenkamp A, Heinrich M
- P 537** Prospects and challenges of cross Kingdom's bioassay
Chang FR, Wu YC, Nozaki H, Chua NH, Dai JH, Lai WC, Hayashi K
- P 538** Antistress and antioxidant activity in mice after repeated treatment with St. John's wort extracts of different hyperforin content
Carmen Michalski, Antje Pomeranke, Ulrike Kroll, Olaf Kelber, Veronika Butterweck
- P 539** Furocoumarins in phytomedicines: Is there a phototoxic risk?
Raquet N, Schmitz H-J, Schrenk D
- P 540** Antiproliferative and apoptotic effects of wheatgrass (*Triticum aestivum* L.) extracts on chronic myeloid leukemia (CML) cell line
Karadag A, Ozkan T, Altinok B, Aydos S, Sunguroglu A
- P 541** Variation in the chemical constituents and antioxidant activity in *Stachys* species
Erzsébet Háznagy-Radnai, Szilvia Czigle, Katalin Veres István Zupko, Lydia Bezáková, Gábor Janicsák, Enikő Tóth, György Falkay, Imre Máthé
- P 542** Pharmacological evidence for the anti-inflammatory effect of STW 5 in colonic inflammation *in vivo*
Abdel-Aziz H, Wadie W, Khayyal MT, Kelber O, Okpanyi S, Weiser D

LIST OF POSTERS

- P 543** Antimutagenic potential of different extracts of *Alkanna orientalis* (L.) Boiss evaluated by Ames Salmonella/microsomal test
Z. Güvenalp, H. Özbek, L.Ö. Demirezer, T. Özbek, M. Güllüce
- P 544** Antioxidant/prooxidant capacity of *Viscum album* L. extracts from different host trees affect their cytotoxic activity against AS30D tumour cell lines
Cebovic T, Spasic S, Popovic M
- P 545** Antioxidant and cytotoxic activity of several red and white wines produced in Vojvodina (Serbia) against EAC and AS30D Tumour cell lines
Cebovic T
- P 546** Cytotoxic compounds from *Iris tectorum*
Fang R, Houghton PJ, Hylands PJ
- P 547** Antioxidant activity of the essential oils of *Salvia officinalis* L.
C. Cruz, M.G. Miquel, M.T.F. Simões, A.C. Figueiredo, J.G. Barroso, L.G. Pedro
- P 548** Chromatographic separation, characterization and bioactivity guided assays of the aqueous root extract fractions of *Dalbergia saxatilis* HOOK. F. (Papilionaceae)
Yemitan O.K, Adeyemi O.O.
- P 549** The role of vitamin C on prevention of morphine addiction in rats
A. Rafati, M.H.Dashti, A.Morshedi
- P 550** Evaluating the anesthetic effect of clove essence in mice
M.H. Dashti-R, A.Morshedi, S.J.Nooraladini, A.S.Salami
- P 551** The Effect of clove essence on tonic pain in mice
A. Morshedi, M.H. Dashti-R, A.S.Salami
- P 552** The analgesic effect of saffron extract in rats as compared with morphine sulfate
A.R Vahidi, N Bashardost, H Akhondi
- P 553** Anticholinergic effect of *Carum copticum* on intestinal motility of rats
Hejazian S.H, Mahdavi M. Dashti M.H
- P 554** Mechanisms of action of antiosteoporotic effects of a special *Cimicifuga racemosa* (CR) extract: inhibition of the RANK-RANKL-osteoprotegerin rriad
Seidlová-Wuttke D., Jarry H., Wuttke W.
- P 555** Antioxidant and radical scavenging effect of different parts of four Turkish *Juniperus* species
Çoban, T., and Konuklugil, B.
- P 556** *In vitro* evaluation of the cytotoxicity of several eremophilane constituents of *Petasites hybridus* in rat hepatocytes
Bodensieck A, Gaunitz F, Gebhardt R, Bauer R
- P 557** No evidence for modulation of endothelial nitric oxide synthase by the olive oil polyphenol hydroxytyrosol in human endothelial cells
Schmitt CA, Handler N, Heiss EH, Erker T, Dirsch VM
- P 558** Treatment of the kidney stone by a herbal medicine complex, STONREEZ: a clinical trial
Orafai H Mohammadpor AH, Avari E, Molaqen H
- P 559** Antioxidant and anti-HIV- integrase compounds from *Smilax corbularia* Kunth.
Itharat A, Kejik R, Tewtrakul S., Watanaperomskul C.
- P 560** First total synthesis of protoapigenone and its analogs as potent cytotoxic agents
An-Shen Lin, Kyoko Nakagawa-Goto, Fang-Rong Chang, Donglei Yu, Susan L. Morris-Natschke, Chin-Chung Wu, Shu-Li Chen, Kuo-Hsiung Lee, Yang-Chang Wu

LIST OF POSTERS

- P 561** Hepatoprotective activity from various parts of *Sonneratia caseolaris*
Juree Charoenteeraboon, Penpan Wetwitayaklung, Chutima Limmatvapirat, Thawatchai Phaechamud
- P 562** Effects of *Hypericum perforatum* oil extract on pentobarbital induced sleeping time
Cvejić J., Karanović T., Simig M., Atanacković M., Rasković S., Jakovljević V.
- P 563** Behavioral and chemical characterisation of MeOH extracts of two *Stachys* taxa
Kukić J., Savić M., Gavrilović I., Grayer R., Marin P., Tomić M., Petrović S
- P 564** Phenolic compounds and antioxidant activity of *Achillea macrophylla* L. and *Achillea stricta* Schleicher from Valsesia (Italy)
Vitalini S, Fico G, Iorizzi M, Tomè F
- P 565** Radical scavenging ability of spanish red wine
Martin S., Gómez-Serranillos M.P., Palomino O.M., Naval M.V., Ortega T., Carretero M.E.
- P 566** *Nigella sativa* L. activity on aminoacids release in mouse brain structures
El-Naggar T, Gómez-Serranillos MP, Palomino OM, Arce C, Carretero ME
- P 567** Chemical composition and antioxidant activity of *Salvia officinalis* L. cultivated in Georgia
Tamar Sagareishvili, Mercia Bostoganashvili, Manana Malania, Iza Sikharulidze
- P 568** Changes in antioxidant activity, total phenolics and ascorbic acid content during fruit ripening in Korean cultivars of *Rubus coreanus*
Sea-Hyun Kim, Youngki Park, Jingyu Han, Hun-Gwan Chung
- P 569** Histomorphology of the metaphysis of the tibia of ovariectomized rats treated with estradiol-17 β or *Cimicifuga racemosa*
Wuttke W, Seidlová-Wuttke, D
- P 570** Proerectile effect of 15R-16,17-seco-subincanadine E, an indole alkaloid isolated from *Aspidosperma ulei* stem bark.
Campos, A.R.; Deocleciano Júnior, O.B.; Uchoa D.E.A.; Silveira, E.R.; Rao, V.S.N.
- P 571** *Salvia fruticosa* tea drinking reduces the expression of sodium/glucose cotransporter in enterocytes brush-border membrane of streptozotocin-induced diabetic rats
Azevedo MF, Lima CF, Wilson JM, Koepsell H, Fernandes-Ferreira M, Almeida MJ, Pereira-Wilson C
- P 572** Peroxisome proliferator-activated receptor- γ (PPAR γ) activity from *Cistus salvifolius* - Cistaceae
Arapogianni NE, Halabalaki M, Hempel J, Wober J, Skaltsounis AL, Vollmer G
- P 573** Inhibition of the Akt pathway by tetracyclic triterpenoids induces cell cycle arrest and triggers apoptosis in human prostate cancer cells
Estrada AC, Syrovets T, Büchele B, Schmidt Th, Simmet Th
- P 574** Topical comfrey root extract in painful osteoarthritis: results of a randomized, double-blind placebo-controlled clinical trial
Krug L, Staiger C
- P 575** Effects of cereal and nata de coco supplementation on serum lipids in human
Pakpeankitvatana V, Weratean K, Thongmung N, Komind Sr, Mesomya W
- P 576** The effects of curcumin on social isolation-induced depression and lipid peroxidation in mice
Sumanont Y, Jarukamjorn K, Tiangtam N, Yongprapat K, Laha T
- P 577** Influence of *Veratrum* alkaloids on the catecholamine release at the ductus deferens and the adrenal medulla of the rat
Kretschmer N, Jost S, Vierling W
- P 578** Identification of phenolic compounds in six *Hypericum* species by LC/UV/MS TOF and their radical scavenging properties by post-column HPLC-DPPH derivatization method
Gođevac D, Zdunić G, Šavikin K, Novaković M, Milosavljević S, Petrović S
- P 579** Extracts and constituents of Edelweiss (*Leontopodium alpinum*) enhance cholinergic transmission: AChE inhibitory, ACh-increasing and memory improving properties
Schwaiger S, Hornick A, Rollingner JM, Phung Vo N, Danzl B, Prast H, Stuppner H

LIST OF POSTERS

- P 580** Deoxyelephantopin exhibits potent effects against breast tumor growth and metastasis *in vitro* and *in vivo*
Chi-Chang Huang, Chiu-Ping Lo, Chih-Yang Chiu, Meng-Chen Hsieh, Lie-Fen Shyur
- P 581** *Moringa oleifera* Lam root bark decoction (MORBD) in urolithiasis management - a pilot study
Saketh Ram T, Shridhar A, Rajasekaran R, Sampath Kumar K
- P 582** Protection of neurons against amyloid β protein (25-35)-induced toxicity by Korean mistletoe
Ju Yeon Kim, Hyun Soo Ju, Soon Ock Cho, Kyung-Sik Song, Yeon Hee Seong
- P 583** Sanguisorbae radix and its active component, gallic acid, protect amyloid β protein (25-35)-induced neurotoxicity
Nguyen Thi Thuy Ha, Ju Yeon Kim, Soon Ock Cho, Kyung-Sik Song, Yeon Hee Seong
- P 584** Anti-dementia effect of *Aralia cordata* : *in vitro* and *in vivo*
Soon Ock Cho, Ju Yeon Ban, Kyung-Sik Song, KiHwan Bae, Yeon Hee Seong
- P 585** Potential drug metabolites as endocannabinoids and endovanilloids
Sinning C, De Petrocellis L, Di Marzo V, Imming P
- P 586** Antioxidant properties of some extracts from *Adansonia digitata* L. using two different automated cell-free assays
Hamed A, Shah T, Matthews H, Holmes A, Shahat A A, Fry J
- P 587** Heavy metal contents in samples of *Hypericum* and *Thymus* spec. collected from different mountain areas in Serbia
Djukic-Cosic D, Curcic M, Cmiljanovic M, Vasovic I, Matovic V
- P 588** Effect and mechanisms of action of the fixed combination STW 5 in secretion and motility of human colon *in vitro*
Krüger D, Wagner S, Hann von Weyhern CW, Zeller F, Kelber O, Frieling T, Schemann M
- P 589** Cytotoxic activity of the traditional Thai medicinal plant preparation Benjakul and isolated compounds
Tappayuthpijiam P, Itharat A, Sakpakdeejaroen I, Kumarpawa K
- P 590** Recent developments in risk assessments of herbal medicinal products: unlimited limitation?
Schmidt M
- P 591** Antidiarrhoeal activity of the ethyl acetate extract of *Baphia nitida* (Papilionaceae)
O.O. Adeyemi, A.J. Akindele
- P 592** Effects of oral administration of Silexan on behavioural parameters in rats and mice
M. Nöldner, G. Luderer
- P 593** Effects of pomegranate extracts on rat uterine contraction
Promprom W, Kupittayanant S, Indrapichate K, Kupittayanant P
- P 594** Reversible contraceptive efficacy of methanol extract of aerial parts of *Gynandropsis pentaphylla* in male albino rats
Gupta RS, Kachhawa JBS, Sharma A, Lahiri SM
- P 595** Effects of ethanolic extract of *Mucuna pruriens* on sexual behaviour of normal male rats
Kupittayanant P, Munglue P, Saraphat W, Danooapat T, Kupittayanant S
- P 596** The efficacy of multi-drug therapy for the common cold with particular reference to Kan Jang fixed combination
Wikman G, Panossian A
- P 597** Chemical analyses of the essential oils of three *Fortunella* cultivars and a Greek traditional Kumquat Liqueur
V. Kontaratou, K. Graikou, I. Chinou
- P 598** Evaluation of Indian food spices for their beneficial hypoglycemic activity
Seema A, Akbar M, Shamshad A, Mohammad I
- P 599** Biological activity of *Zanthoxylum limonella* (Dennst.) Alston. essential oil and its formulation
S. Chaiyong, C. Jatisatienr, S. Dheeranupatana and A. Jatisatienr

LIST OF POSTERS

- P 600** St. John's Wort (*Hypericum perforatum* L., Clusiaceae) polysaccharides affect the signal transduction of human skin keratinocytes and fibroblasts
A. M. Deters
- P 601** Reed mace (*Typha latifolia* L., Typhaceae) seed polysaccharides exert differing effects on human skin fibroblasts and keratinocytes
K. Gescher, A. M. Deters
- P 602** Biological effect of a glycolic extract of the stem bark of *Stryphodendron adstringens* (Mart.) Coville on cicatrisation of cutaneous wounds in mice
Figueira ELZ; Luz Neto N; Coelho VNP; Fungheto SS; Bernardes VV; Soare JS
- P 603** Cytotoxic activities of 4 natural products – carnosic acid, xanthohumol, caffeic acid phenethyl ester and (-) eburnamonine
Doan Thi Nga, Qiu Hong Juan, Kim Eun Kyung, Tuyagerel Batmunkh, Song Ji Yeon, Kim Young Hoon, Kim
- P 604** Study on anti-inflammatory effects of silymarin on UV irradiated guinea pig skin
Babak Esmaeelian¹, Yousef Yari Kamrani, Mohamad Mehdi Naderi, Siyamak Mashhadi Rafeie Massoud Amanlou, Ebrahim Azizi
- P 605** The response of immunoreactive nerve fibres in osteoarthritis to orally administered *Zingiber officinale* extract
Ganabadi S, Sukardi S, Fakurazi S, and Yaakub H
- P 606** Epigallocatechin gallate protects curcumin against oxidative degradation and mechanistic studies
Chia-Yu Lee, Yie W. Chien

7. Other related topics

- P 607** The effect of *Bacillus subtilis* FZB24® on flowers quantity and quality of saffron (*Crocus sativus* L.)
Sharaf-Eldin M.A., Elkholy S., Fernández J.-A., Junge H., Cheetham R.D., Guardiola J.L., Weathers P.J.
- P 608** Safety monitoring of Thai Herbal National Essential Drug Lists
Y.Oppamayun, W.Suwannakaesawong, W.Kaewpaneukransri, P.Sripirom
- P 609** Autecology, ethnomedicinal and phytochemical studies of *Nepeta binaludensis* Jamzad, a highly endangered medicinal plant of Iran
F.Nadjafi, A.Koocheki, P.Rezvani Moghaddam, B.Honermeier, J.Asili
- P 610** Molecular identification of the traditional Tibetan medicinal plant *Gentianopsis paludosa* (Gentianaceae) using diagnostic PCR and PCR-RFLP based on nrDNA ITS regions
Chun-Ying Xue, De-Zhu Li
- P 611** Biochemical studies on the volatile oils of *Laurus nobilis* L. plants grown in Egypt
Mohamed E. Ibrahim, Salma A El-Sawi
- P 612** Sumac: An underutilized plant in rural communities of Khorasan
Leila Tabrizi
- P 613** The effect of Cu⁺ on the accumulation of daidzein, genistein and coumestrol in the tuberous roots of White Kwao Krua [*Pueraria candollei* Grah. var. *mirifica* (Airy Shaw et Suvatibandhu) Niyomdham]
Manakasem Y., Chalardkid P., Chanrat P.
- P 614** Self-mating effect on growth traits and silymarin production for some selected lines among milk thistle (*Silybum marianum* L.) varieties
Ibrahim, M.M.; M.E.S. Ottaj, R.A. El-Mergawi
- P 615** Biodiversity of endemic plants of the Western Balkan area as a source of new medicines
Redzic S
- P 616** Mas cotek (*Ficus deltoidea*) : a new potential medicinal plant in Malaysia
Musa, Y., Mohd Lip, J.

LIST OF POSTERS

- P 617** Clonal propagation of *Crataegus monogyna* Jacq. (Lindm.)
Wawrosch Ch, Prinz S, Soleiman Y, Kopp B
- P 618** *Dendrobium huoshanense* C. Z. Tang et S. J. Cheng: micropropagation and anticataract activity
Luo JP, Wawrosch Ch, Kopp B
- P 619** Molecular authentication of the traditional Chinese medicinal plant *Euphorbia humifusa* and *E. maculata*
Heng-Gang Xue, Shong-Dong Zhou, Xiao-Yan Deng, Xing-Jin He
- P 620** Genetic improvement of *Centella asiatica* L. for high yields of asiaticoside
Dalave, S. C., B.J. Apparao
- P 621** Biotransformation of digitoxigenin - a plant secondary metabolite - by the fungus *Cochliobolus lunatus*
Pádua RM, Oliveira AB, Souza Filho JD, Takahashi JA, Vieira GJ, Abreu e Silva M, Braga FC
- P 622** Formation of lignans in plant cell culture of *Schisandra chinensis*
Březinová L, Vlašínová H, Havel L, Bohatcová I, Chvátalová K, Slanina J
- P 623** Effect of jasmonate on ginsenoside biosynthesis in adventitious root culture of *Panax ginseng*
Marsik P, Langhansova L, Vanek T
- P 624** Micropropagation of the medicinal plant *Dioon merolae* (Zamiaceae, Cycadales), an endangered cycad species
Cabrera Hilerio-Sandra L., Samanta Saucedo Gutiérrez, Estela Sandoval Zapotitla, Judith M. Guzmán Márquez
- P 625** An investigation on in vitro propagation of *Colchicum luteum* and its evaluation of colchicine for the economic benefit of rural people in West Bengal
Gangopadhyay M, Bhattacharya R, Chakraborty D, Bhattacharya S, Mitra A, Bhattacharya S
- P 626** Clonal micropropagation of *Hippophae rhamnoides* ssp. *carpathica*
Smaranda Vantu
- P 627** Influence of extracellular calcium on flavonoid accumulation by cell cultures of *Hypericum androsaemum*
Paranhos A
- P 628** 5 β -steroid reductase (At5 β -StR) from the cardenolide-free plant *Arabidopsis thaliana*. Molecular cloning, heterologous expression and biochemical characterisation.
Frieder Müller-Urli, Vanessa Herl, Gabriele Fischer, Christina Rühl, Wolfgang Kreis
- P 629** The bifidogenic effect of *Agave sisalana* leaf juice
Rada V, Koller J, Kokoska L, Tomankova E, Smehilova M
- P 630** Phytosterol, tocopherol and squalene content of selected nuts, seeds, legumes and cereals
E. Ryan, K. Galvin, T.P. O'Connor and N.M. O'Brien
- P 631** The obtention of an oil/water nanoemulsion containing the *Calceolaria chelidonioides* flowers ethanol extract and its skin hydration power.
Falcão, D.Q.; Costa, E.R.; Kuster, R.M.; Vian, L.; Nielloud, F.; Menezes, F.S.
- P 632** Agro-chemical and insecticidal studies on *Iberis amara* plant grown in Egypt
S.F. Hendawy, A.M. Kamel, M.A. Sharaf-Eldin
- P 633** The importance of tannins, catechins and caffeine in the forming of tea aroma
Dmowski P, Śmiechowska M, Rój A
- P 634** Microbiological quality of tea imported to Poland from Asia and South America
Dmowski P, Śmiechowska M, Steinka I
- P 635** Effects of irrigation regimes and plant density on yield and essential oil production in hyssop (*Hyssopus officinalis*)
H.R. Khazaie, F.Nadjafi, S. Motahari
- P 636** cDNA cloning of prenyl diphosphate phosphatase from *Croton stellatopilosus* Ohba
Nualkaew N, Guennewich N, Springob K, De-Eknamkul W, Zenk MH, Kutchan TM

LIST OF POSTERS

- P 637** Impact of induced autotetraploidy on endogenous levels of alkaloids In *Withania somnifera* Dunal.
Auti, S.G, S.C, Dalave, B.J.Apparao
- P 638** Morphological, structural and biochemical modification induced by air pollutants in some *Plantago* species
Gostin I., Olteanu Z., Oprica L.
- P 639** The effect of mineral vs. bio fertilizer on growth, yield and essential oil contents of fennel (*Foeniculum vulgare* Mill)
M.A. Sharaf-Eldin, S.A. Mahfouz
- P 640** Influence of light irradiance on total phenols content, antioxidant capacity, growth and photosynthetic pigments of yarrow grown in fields and controlled environment
Giorgi A., Licheri G.L., Mingozi M., Cocucci M.
- P 641** Endophytic paclitaxel synthesizers – search and investigation
Staniek A, Woerdenbag HJ, Czepnik M, Szamalek M, Baer-Dubowska W, Krawczyk K, Budzianowski J, Zwart JW, Kayser O
- P 642** Plant-based ethnic remedies for hypertension from Malaysia
Ibrahim H, Yusoff MM
- P 643** Contemporary phytotherapy in Australia: an ethnobotanical survey
Wohlmuth H, Brooks LO
- P 644** Genetic diversity of Iranian accessions of *Satureja hortensis* L. using RAPD markers
Hadian J, Fakhr-Tabatabaei S M, Naghavi M R
- P 645** Biosorption of copper, cobalt and nickel (II) by marine brown algae *Sargassum* sp. in packed column
Akbar Esmaeili, Samira Soufi, Abdolhossein Rustaiyan
- P 646** A molecular approach for the discrimination of medicinal *Astragali radix* used in TCM
Heubl G, Woelkart K, Wenzig EM, Heydel B, Bauer R
- P 647** The value of medicinal plants in Ecuador
M.S. Gachet, R. Bauer, R. Muñoz
- P 648** Hexa-, hepta- and nonaprenylhydroquinone isolated from marine sponges *Sarcotragus muscarum* and *Ircinia fasciculata* induce apoptosis in Hct116 cells
Watjen, W., Rohrig, R., Putz, A., Konuklugil, B., Proksch, P
- P 649** The effect of cultivation density on dark-leaved willow (*Salix myrsinifolia*) growth and phenolics
Julkunen-Tiitto R, Sorsa S
- P 650** Survey of plants used by traditional birth attendants (TBAS) in Southwest Nigeria
O.Osunderu, T. Neighmogha.
- P 651** Effect of ultrasound on the kinetics of extraction, phenolic and flavonoid compounds from *Plantago major* L. leaves
Lazić M., Stanisavljević I., Stojičević S., Veličković D., Veljković V.
- P 652** Water as extraction solvent for willow bark and artichoke leaves
Daniela Spriano, Beat Meier
- P 653** Method of gentle extraction and subsequent concentration at low temperature of natural compounds in the extract from plants
Norddahl B, Christensen K
- P 654** The effect of *Arctium lappa* and *Citrullus colocynthis* extracts on blood glucose level of diabetic rats
Samiee F

LIST OF POSTERS

8. Contributions of speakers in the Young Researchers Workshop

- YRW 001** Extraction and analysis of non-derivatized glucosinoates in plant extracts – a validated PLE/LC-MS Protocol
Mohn T, Rüster U, Hamburger M
- YRW 002** Determination of aflatoxins in herbal drugs by post-column fluorescence enhancement in a reverse phase liquid chromatographic method
Kulshrestha Rashmi, Bhatnagar S. P., Katiyar C. K.
- YRW 003** Comparative isolation and structural investigations of polysaccharides from *Boswellia serrata* ROXB. and *Boswellia carteri* BIRDW.
A. Herrmann, M. Lechtenberg, A. Hensel
- YRW 004** Isolation and characterisation of guaianolides from *Helichrysum montanum* and *H. splendidum*
Lourens A.C.U., Van Heerden F.R., Viljoen A.M., Munro O.Q.
- YRW 005** Optimisation of a fluorimetric assay for the screening of potential α -glucosidase inhibitors in coloured plant extracts and foods
Payn DN, Deseo MA, Thompson DR, Morris CA, Leach DN
- YRW 006** Chemopreventive activity of *Angelica sinensis* root extracts and its alkyphthalides
Birgit Dietz, Andreas Schinkovitz, Dongting Liu, Praneth D. Edirisinghe, Shixin Deng, Ghenet Hagos, Guido F. Pauli, Richard B. van Breemen, Norman R. Farnsworth, Judy L. Bolton
- YRW 007** Bioactivity and cysteine sulphoxides of some wild *Allium* species from Central Asia
Jedelská J, Fritsch RM, Keusgen M
- YRW008** Pro-senescent effect of resveratrol in human endothelial cells is associated with S-phase arrest and increased ROS production
Yvonne D.C. Schilder, Elke H. Heiss, Dan Sorescu, Verena M. Dirsch
- YRW 009** Selective inhibition of platelet-derived growth factor-induced signalling cascades by indirubin-3'-monoxime
Schwaiberger A.V., Heiss E.H., Dirsch V.M.
- YRW 010** Effects of *Byrsocarpus coccineus* (Connaraceae) extract on the central nervous system (CNS)
A.J. Akindele and O.O. Adeyemi
- YRW011** The stability of Z-ligustilide and its relevance for the biological evaluation of *Angelica* botanicals
Schinkovitz A, Dietz B, Deng S, Chen S-N, Pro S, Lankin D, Nikolic D, van Breemen RB, Bolton JL, Farnsworth NR, Pauli GF
- YRW 012** Changes in the lignan pattern of flax (*Linum usitatissimum* L.) in the course of plant development
Klaes M, Schmidt TJ

NOTES

NOTES

NOTES

Phytotherapy Research


Recent HOT PAPERS include:

- **Botanical therapies in chronic fatigue**
B Tharakan, B V. Manyam (Vol. 20, No. 2)
- **Antioxidant activities of some Lamiaceae plant extracts**
N Erdemoglu, N N Turan, J Cakıođu, B Sener, A Aydođn (Vol. 20, No. 1)
- **Metabolomics in the context of systems biology: bridging traditional Chinese medicine and molecular pharmacology**
M Wang, R J A. N. Lamers, H A. A. J. Korthout, J H. J. van Nesselrooij, R E. Witkamp, R van der Heijden, P J. Voshol, L M. Havekes, R Verpoorte, J van der Greef (Vol. 19, No. 3)
- **Radioprotection by plant products: present status and future prospects**
R Arora, D Gupta, R Chawla, R Sagar, A Sharma, R Kumar, J Prasad, S Singh, N Samanta, R Kumar Sharm (Vol. 19, No. 1)



www.interscience.wiley.com/journal/ptr

Phytochemical Analysis



Recent HOT PAPERS include:

- **Variability in the composition of anti-oxidant compounds in Echinacea species by HPLC**
F Pellati, S Benvenuti, M Melegari, T Lasseigne (Vol. 16, No. 2)
- **Screening of Plant Extracts for Antioxidant Activity: a Comparative Study on Three Testing Methods**
I I Koleva, T A van Beek, J P H Linssen, A de Groot, L N Evstatieva (Vol. 13, No. 1)
- **Recent extraction techniques for natural products: microwave-assisted extraction and pressurised solvent extraction**
B Kaufmann, P Christen (Vol. 13, No. 2)
- **Methods for the analysis of cannabinoids in biological materials: a review**
T J Raharjo, R Verpoorte (Vol. 15, No. 2)

www.interscience.wiley.com/journal/pca



Planta Medica

An International Journal of Natural Products and Medicinal Plant Research

1

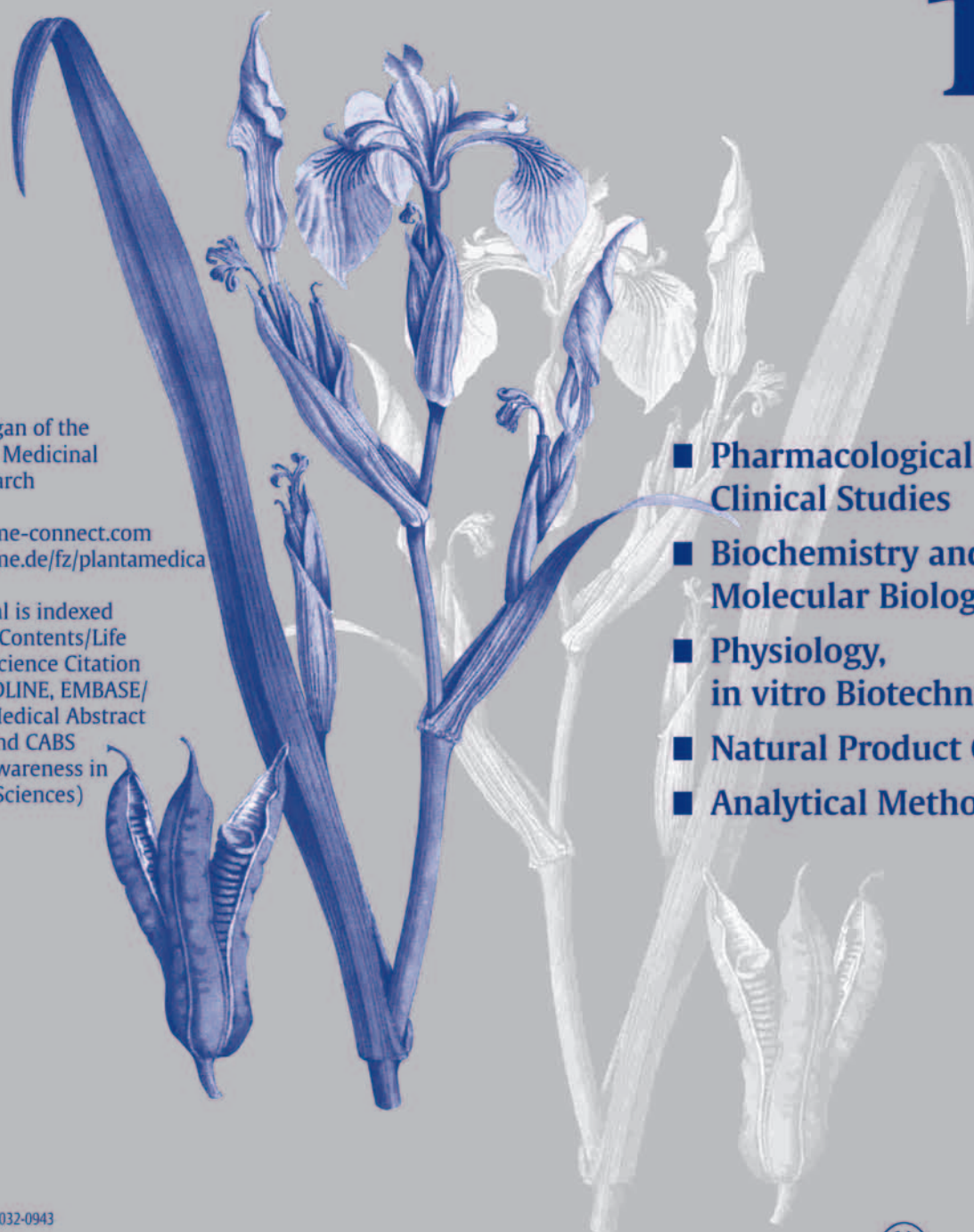
Volume 73
January 2007
Page 1-102

Official Organ of the
Society for Medicinal
Plant Research

www.thieme-connect.com
www.thieme.de/fz/plantamedica

This journal is indexed
in Current Contents/Life
Sciences, Science Citation
Index, MEDLINE, EMBASE/
Excerpta Medical Abstract
Journals, and CABS
(Current Awareness in
Biological Sciences)

- Pharmacological and Clinical Studies
- Biochemistry and Molecular Biology
- Physiology, in vitro Biotechnology
- Natural Product Chemistry
- Analytical Methods



Planta Med ISSN 0032-0943

Georg Thieme Verlag KG, Postfach 30 11 20, 70451 Stuttgart
E 21804 PVSt, DPAG, «entgelt bezahlt» Planta Med 1/2007

 **Thieme**

www.GA2007.org

Prof. Dr. Rudolf Bauer
Institute of Pharmaceutical Sciences
Department of Pharmacognosy

Karl-Franzens-University Graz

Universitätsplatz 4
8010 Graz
Austria

Tel.: +43 / 316 / 380 8700
Fax: +43 / 316 / 380 9860

rudolf.bauer@uni-graz.at

The Organising Secretariat

SEMACO GmbH

Firmianstr. 3
5020 Salzburg
Austria

Tel.: +43 / 662 / 82 68 78
Fax: +43 / 662 / 82 68 78 4

congress@semaco.co.at